

GRADATION ANALYSIS REPORT
DELRAY BEACH VIBRACORES 1999
TESTED BY: RW ON: 8/99

SAMPLE NO.: DB99-5 S#1
SAMPLE ELEV. (FT. NGVD):
SAMPLE DEPTH (FT.): 0.5
SAMPLE TYPE: CORE SAMPLE

USCS DESCRIPTION: SP

DRY SAMPLE WEIGHT (GRAMS): 179.13
SAMPLE WEIGHT AFTER WASH (GRAMS): 177.30

SIEVE SIZE	PHI SIZE	MESH SIZE (mm)	RETAINED (GRAMS)	RETAINED (%)	PASSED (%)
5/8	-4.00	16.000	0.00	0.00	100.00
5/16	-3.00	8.000	0.00	0.00	100.00
5	-2.00	4.000	0.05	0.03	99.97
7	-1.50	2.800	0.12	0.07	99.93
10	-1.00	2.000	0.50	0.28	99.72
14	-0.50	1.400	1.44	0.80	99.20
18	0.00	1.000	3.69	2.06	97.94
25	0.50	0.710	10.63	5.93	94.07
35	1.00	0.500	27.08	15.12	84.88
45	1.50	0.355	47.33	26.42	73.58
60	2.00	0.250	84.97	47.43	52.57
80	2.50	0.180	132.39	73.91	26.09
120	3.00	0.125	168.97	94.33	5.67
170	3.50	0.090	177.07	98.85	1.15
200	3.75	0.075	177.22	98.93	1.07
230	4.00	0.063	178.17	99.47	0.53
PAN			179.13	100.00	0.00

PHI(5): 0.38 PHI(16): 1.04 PHI(25): 1.44
PHI(50): 2.05 PHI(75): 2.53 PHI(84): 2.75
PHI(95): 3.07

SIEVE LOSS(g): 0.00 SILT/CLAY: 1.07%
SKEWNESS: -0.377 KURTOSIS: 1.014

GRAPHIC METHOD

MEAN (PHI): 1.86 SORTING: 0.85
MEAN (mm): 0.28 MEDIAN (mm): 0.24
NOTE: MEAN WAS CALCULATED USING 5 POINT METHOD

MOMENT METHOD

MEAN (PHI): 1.91 SORTING: 0.83
MEAN (mm): 0.27

DATA FILE NAME: DB99-5#1.TAB

GRADATION ANALYSIS REPORT
DELRAY BEACH VIBRACORES 1999
TESTED BY: RW ON: 8/99

SAMPLE NO.: DB99-5 S#2
SAMPLE ELEV. (FT. NGVD):
SAMPLE DEPTH (FT.): 2.0
SAMPLE TYPE: CORE SAMPLE

USCS DESCRIPTION: SP

DRY SAMPLE WEIGHT (GRAMS): 135.69
SAMPLE WEIGHT AFTER WASH (GRAMS): 134.30

SIEVE SIZE	PHI SIZE	MESH SIZE (mm)	RETAINED (GRAMS)	RETAINED (%)	PASSED (%)
5/8	-4.00	16.000	0.00	0.00	100.00
5/16	-3.00	8.000	0.30	0.22	99.78
5	-2.00	4.000	2.25	1.66	98.34
7	-1.50	2.800	4.52	3.33	96.67
10	-1.00	2.000	8.87	6.54	93.46
14	-0.50	1.400	15.89	11.71	88.29
18	0.00	1.000	22.85	16.84	83.16
25	0.50	0.710	33.31	24.55	75.45
35	1.00	0.500	46.18	34.03	65.97
45	1.50	0.355	58.15	42.86	57.14
60	2.00	0.250	79.16	58.34	41.66
80	2.50	0.180	107.39	79.14	20.86
120	3.00	0.125	130.02	95.82	4.18
170	3.50	0.090	134.15	98.87	1.13
200	3.75	0.075	134.23	98.92	1.08
230	4.00	0.063	134.96	99.47	0.53
PAN			135.67	99.99	0.01

PHI(5): -1.24 PHI(16): -0.08 PHI(25): 0.52
PHI(50): 1.73 PHI(75): 2.40 PHI(84): 2.65
PHI(95): 2.98

SIEVE LOSS(g): 0.02 SILT/CLAY: 1.08%
SKEWNESS: -0.633 KURTOSIS: 0.921

GRAPHIC METHOD

MEAN (PHI): 1.21 SORTING: 1.36
MEAN (mm) : 0.43 MEDIAN (mm): 0.30
NOTE: MEAN WAS CALCULATED USING 5 POINT METHOD

MOMENT METHOD

MEAN (PHI): 1.36 SORTING: 1.34
MEAN (mm) : 0.39

DATA FILE NAME: DB99-5#2.TAB

GRADATION ANALYSIS REPORT
DELRAY BEACH VIBRACORES 1999
TESTED BY: RW ON: 8/99

SAMPLE NO.: DB99-5 S#3
SAMPLE ELEV. (FT. NGVD):
SAMPLE DEPTH (FT.): 4.0
SAMPLE TYPE: CORE SAMPLE

USCS DESCRIPTION: SP

DRY SAMPLE WEIGHT (GRAMS): 93.41
SAMPLE WEIGHT AFTER WASH (GRAMS): 92.31

SIEVE SIZE	PHI SIZE	MESH SIZE (mm)	RETAINED (GRAMS)	RETAINED (%)	PASSED (%)
5/8	-4.00	16.000	0.00	0.00	100.00
5/16	-3.00	8.000	0.00	0.00	100.00
5	-2.00	4.000	0.00	0.00	100.00
7	-1.50	2.800	0.03	0.03	99.97
10	-1.00	2.000	0.41	0.44	99.56
14	-0.50	1.400	0.77	0.82	99.18
18	0.00	1.000	1.48	1.58	98.42
25	0.50	0.710	3.49	3.74	96.26
35	1.00	0.500	8.63	9.24	90.76
45	1.50	0.355	18.16	19.44	80.56
60	2.00	0.250	43.37	46.43	53.57
80	2.50	0.180	72.27	77.37	22.63
120	3.00	0.125	89.03	95.31	4.69
170	3.50	0.090	92.22	98.73	1.27
200	3.75	0.075	92.28	98.79	1.21
230	4.00	0.063	92.85	99.40	0.60
PAN			93.41	100.00	0.00

PHI(5): 0.61 PHI(16): 1.33 PHI(25): 1.60
PHI(50): 2.06 PHI(75): 2.46 PHI(84): 2.68
PHI(95): 2.99

SIEVE LOSS(g): 0.00 SILT/CLAY: 1.21%
SKEWNESS: -0.376 KURTOSIS: 1.134

GRAPHIC METHOD

MEAN (PHI): 1.94 SORTING: 0.68
MEAN (mm): 0.26 MEDIAN (mm): 0.24

NOTE: MEAN WAS CALCULATED USING 5 POINT METHOD

MOMENT METHOD

MEAN (PHI): 1.97 SORTING: 0.74
MEAN (mm): 0.25

DATA FILE NAME: DB99-5#3.TAB

GRADATION ANALYSIS REPORT
DELRAY BEACH VIBRACORES 1999
TESTED BY: RW ON: 8/99

SAMPLE NO.: DB99-4 S#4
SAMPLE ELEV. (FT. NGVD):
SAMPLE DEPTH (FT.): 6.8
SAMPLE TYPE: CORE SAMPLE

USCS DESCRIPTION: SP

DRY SAMPLE WEIGHT (GRAMS): 217.00
SAMPLE WEIGHT AFTER WASH (GRAMS): 214.75

SIEVE SIZE	PHI SIZE	MESH SIZE (mm)	RETAINED (GRAMS)	RETAINED (%)	PASSED (%)
5/8	-4.00	16.000	0.00	0.00	100.00
5/16	-3.00	8.000	1.34	0.62	99.38
5	-2.00	4.000	2.12	0.98	99.02
7	-1.50	2.800	3.71	1.71	98.29
10	-1.00	2.000	7.24	3.34	96.66
14	-0.50	1.400	14.13	6.51	93.49
18	0.00	1.000	23.20	10.69	89.31
25	0.50	0.710	41.20	18.99	81.01
35	1.00	0.500	68.43	31.53	68.47
45	1.50	0.355	94.12	43.37	56.63
60	2.00	0.250	135.88	62.62	37.38
80	2.50	0.180	182.26	83.99	16.01
120	3.00	0.125	210.11	96.82	3.18
170	3.50	0.090	214.57	98.88	1.12
200	3.75	0.075	214.65	98.92	1.08
230	4.00	0.063	215.82	99.46	0.54
PAN			216.99	100.00	0.00

PHI(5): -0.74 PHI(16): 0.32 PHI(25): 0.74
PHI(50): 1.67 PHI(75): 2.29 PHI(84): 2.50
PHI(95): 2.93

SIEVE LOSS(g): 0.01 SILT/CLAY: 1.08%
SKEWNESS: -0.529 KURTOSIS: 0.970

GRAPHIC METHOD

MEAN (PHI): 1.34 SORTING: 1.09
MEAN (mm) : 0.40 MEDIAN (mm): 0.31
NOTE: MEAN WAS CALCULATED USING 5 POINT METHOD

MOMENT METHOD

MEAN (PHI): 1.43 SORTING: 1.16
MEAN (mm) : 0.37

DATA FILE NAME: DB99-5#4.TAB

GRADATION ANALYSIS REPORT
DELRAY BEACH VIBRACORES 1999
TESTED BY: RW ON: 8/99

SAMPLE NO.: DB99-5 S#5
SAMPLE ELEV. (FT. NGVD):
SAMPLE DEPTH (FT.): 9.0
SAMPLE TYPE: CORE SAMPLE

USCS DESCRIPTION: SP

DRY SAMPLE WEIGHT (GRAMS): 191.07
SAMPLE WEIGHT AFTER WASH (GRAMS): 189.20

SIEVE SIZE	PHI SIZE	MESH SIZE (mm)	RETAINED (GRAMS)	RETAINED (%)	PASSED (%)
5/8	-4.00	16.000	0.00	0.00	100.00
5/16	-3.00	8.000	0.83	0.43	99.57
5	-2.00	4.000	1.52	0.80	99.20
7	-1.50	2.800	2.08	1.09	98.91
10	-1.00	2.000	4.87	2.55	97.45
14	-0.50	1.400	7.99	4.18	95.82
18	0.00	1.000	10.90	5.70	94.30
25	0.50	0.710	17.49	9.15	90.85
35	1.00	0.500	33.17	17.36	82.64
45	1.50	0.355	60.40	31.61	68.39
60	2.00	0.250	122.31	64.01	35.99
80	2.50	0.180	170.41	89.19	10.81
120	3.00	0.125	186.04	97.37	2.63
170	3.50	0.090	188.90	98.86	1.14
200	3.75	0.075	189.03	98.93	1.07
230	4.00	0.063	190.08	99.48	0.52
PAN			191.02	99.97	0.03

PHI(5): -0.23 PHI(16): 0.92 PHI(25): 1.27
PHI(50): 1.78 PHI(75): 2.22 PHI(84): 2.40
PHI(95): 2.86

SIEVE LOSS(g): 0.05 SILT/CLAY: 1.07%
SKEWNESS: -0.638 KURTOSIS: 1.331

GRAPHIC METHOD

MEAN (PHI): 1.54 SORTING: 0.74
MEAN (mm): 0.34 MEDIAN (mm): 0.29
NOTE: MEAN WAS CALCULATED USING 5 POINT METHOD

MOMENT METHOD

MEAN (PHI): 1.62 SORTING: 0.95
MEAN (mm): 0.32

DATA FILE NAME: DB99-5#5.TAB

GRADATION ANALYSIS REPORT
DELRAY BEACH VIBRACORES 1999
TESTED BY: RW ON: 8/99

SAMPLE NO.: DB99-5 S#6
SAMPLE ELEV. (FT. NGVD):
SAMPLE DEPTH (FT.): 14.0
SAMPLE TYPE: CORE SAMPLE

USCS DESCRIPTION: SP

DRY SAMPLE WEIGHT (GRAMS): 178.05
SAMPLE WEIGHT AFTER WASH (GRAMS): 175.28

SIEVE SIZE	PHI SIZE	MESH SIZE (mm)	RETAINED (GRAMS)	RETAINED (%)	PASSED (%)
5/8	-4.00	16.000	0.00	0.00	100.00
5/16	-3.00	8.000	0.00	0.00	100.00
5	-2.00	4.000	0.00	0.00	100.00
7	-1.50	2.800	0.05	0.03	99.97
10	-1.00	2.000	0.35	0.20	99.80
14	-0.50	1.400	0.58	0.33	99.67
18	0.00	1.000	0.85	0.48	99.52
25	0.50	0.710	1.48	0.83	99.17
35	1.00	0.500	3.34	1.88	98.12
45	1.50	0.355	8.50	4.77	95.23
60	2.00	0.250	40.38	22.68	77.32
80	2.50	0.180	113.94	63.99	36.01
120	3.00	0.125	166.20	93.34	6.66
170	3.50	0.090	174.92	98.24	1.76
200	3.75	0.075	175.05	98.32	1.68
230	4.00	0.063	176.64	99.21	0.79
PAN			178.02	99.98	0.02

PHI(5): 1.51 PHI(16): 1.81 PHI(25): 2.03
PHI(50): 2.33 PHI(75): 2.69 PHI(84): 2.84
PHI(95): 3.17

SIEVE LOSS(g): 0.03 SILT/CLAY: 1.68%
SKEWNESS: 0.014 KURTOSIS: 1.033

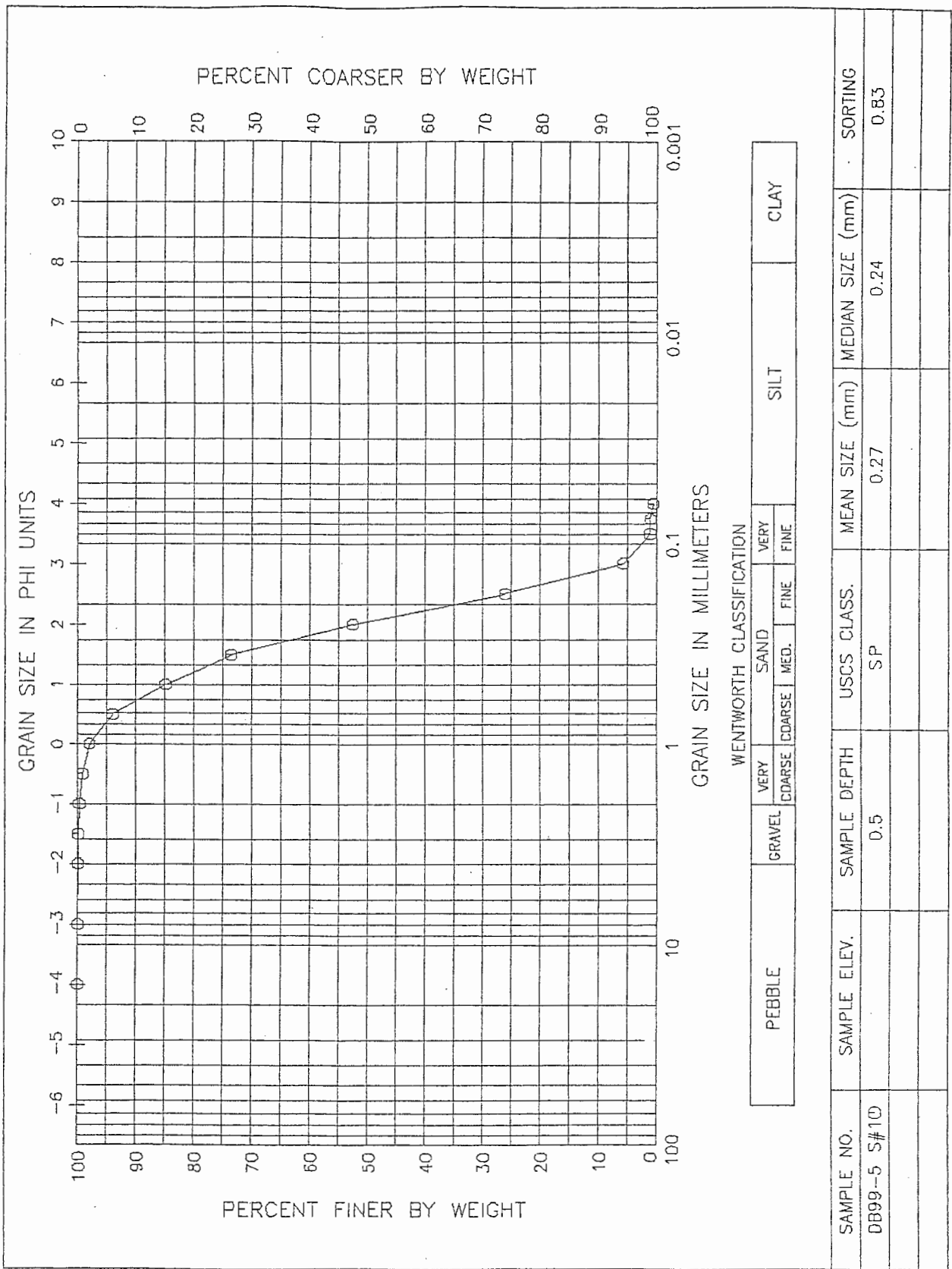
GRAPHIC METHOD

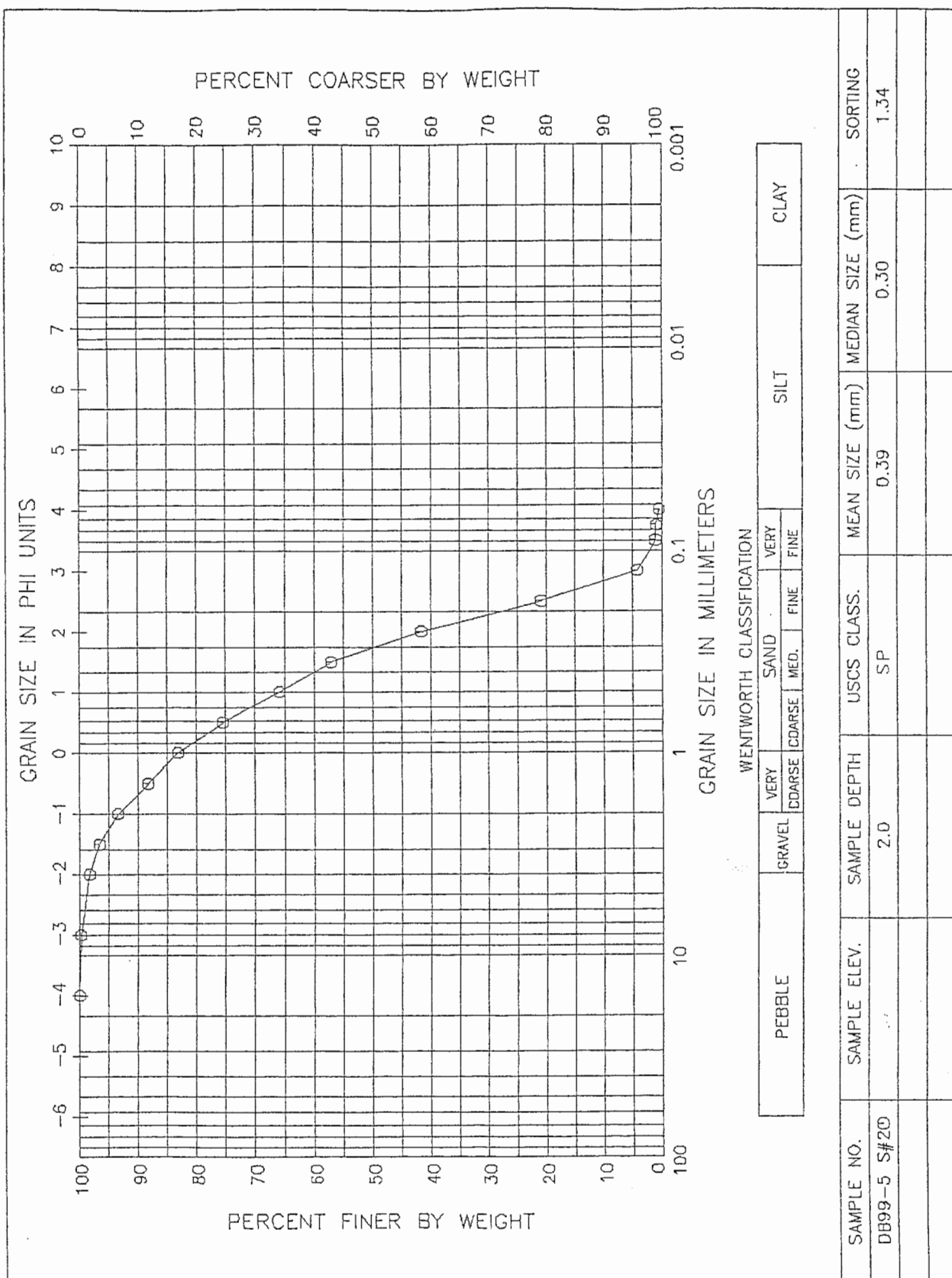
MEAN (PHI): 2.33 SORTING: 0.51
MEAN (mm) : 0.20 MEDIAN (mm): 0.20
NOTE: MEAN WAS CALCULATED USING 5 POINT METHOD

MOMENT METHOD

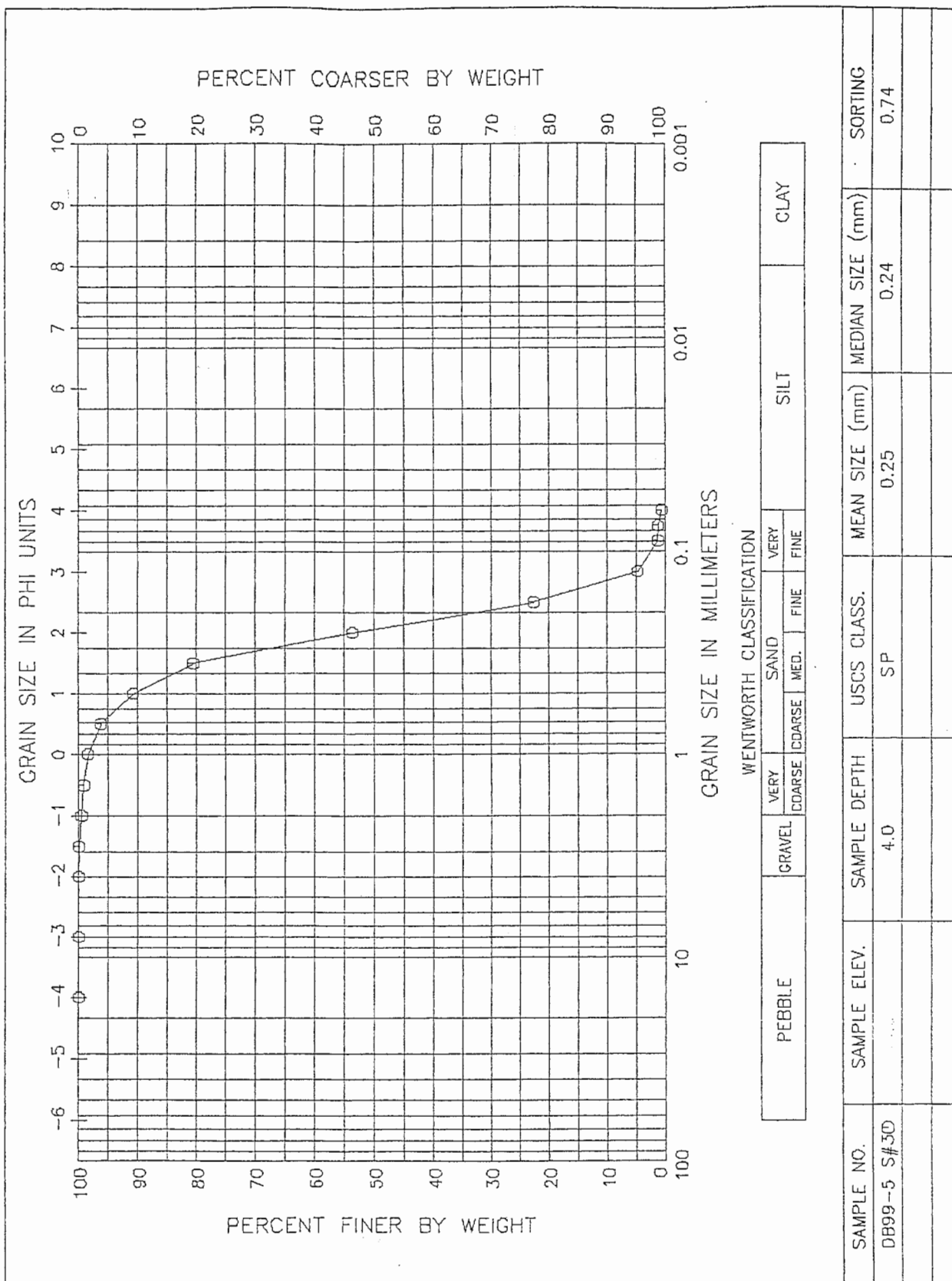
MEAN (PHI): 2.31 SORTING: 0.55
MEAN (mm) : 0.20

DATA FILE NAME: DB99-5#6.TAB

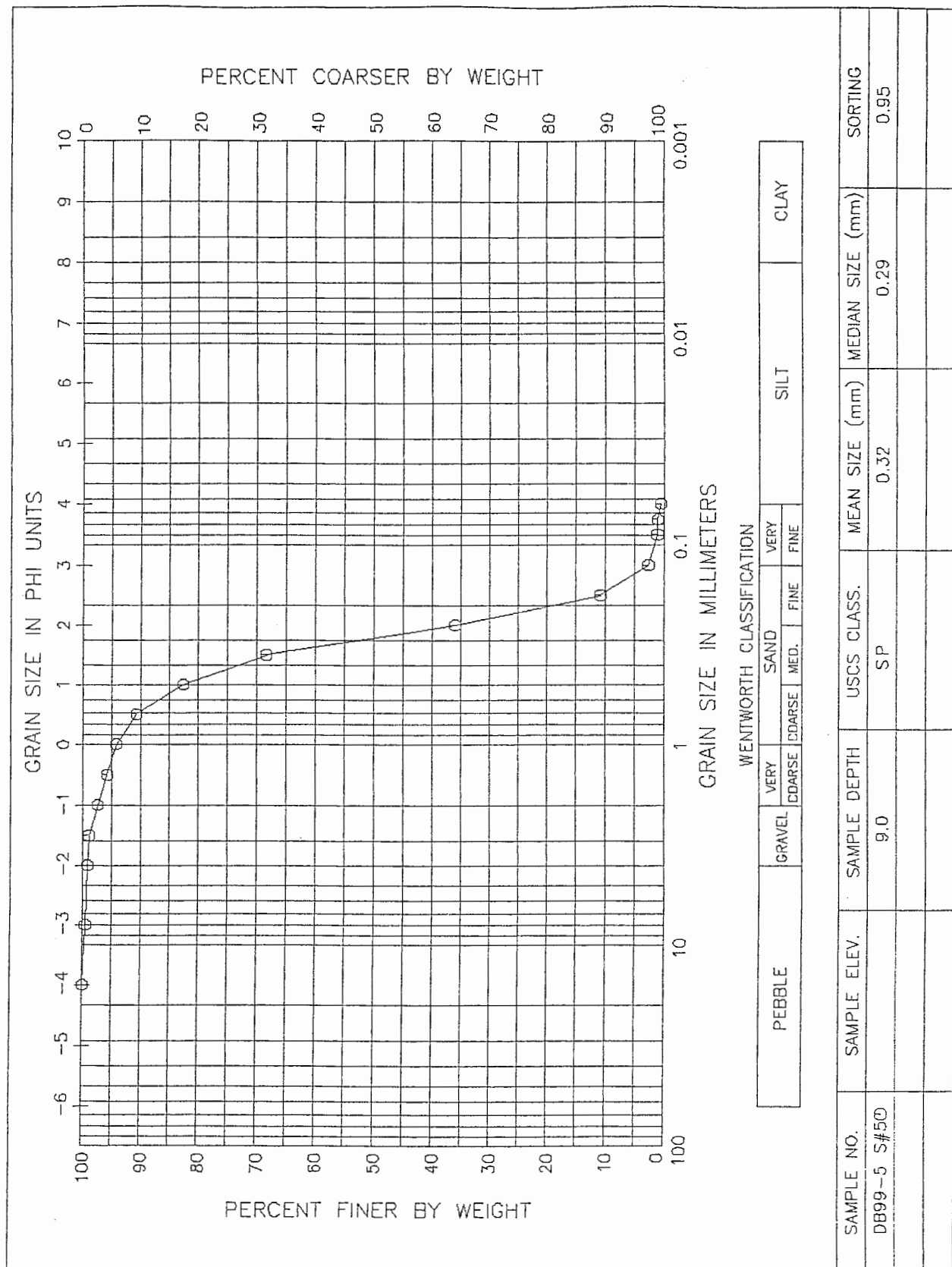


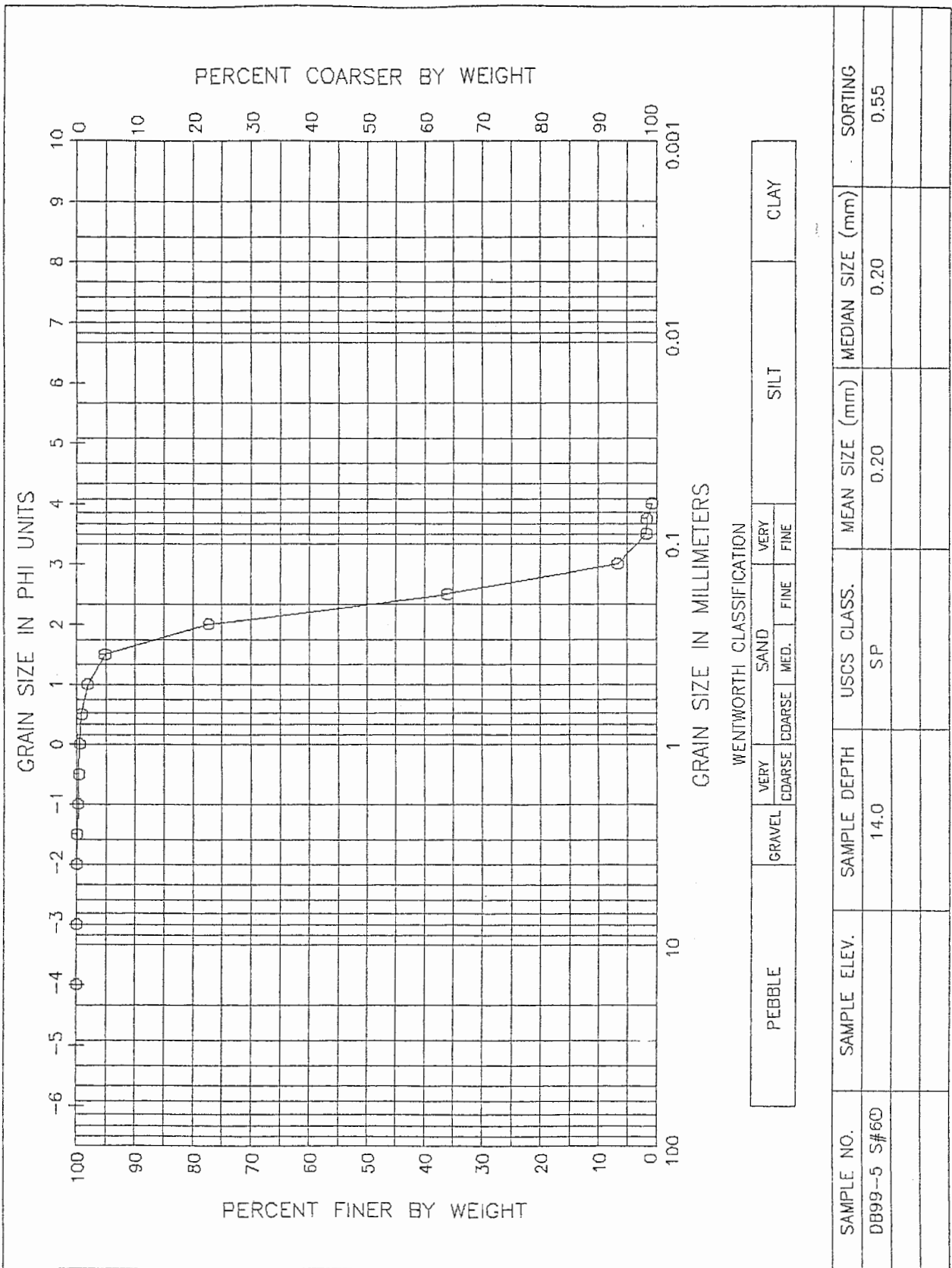


GRAIN SIZE DISTRIBUTION CURVE
DELRAY BEACH VIBRACORES 1999



GRAIN SIZE DISTRIBUTION CURVE
 DELRAY BEACH VIBRACORES 1999





GRAIN SIZE DISTRIBUTION CURVE
DELRAY BEACH VIBRACORES 1999