

DRILLING LOG		DIVISION: South Atlantic	INSTALLATION: Jacksonville District	SHEET 1 of 1
1. PROJECT DELRAY BEACH		10. SIZE AND TYPE OF BIT 3"		
(Coordinates or Station)		11. DATUM FOR ELEVATION SHOWN (TBM or MSL)		
2. LOCATION X= 966066 Y= 763834		NGVD		
3. DRILLING AGENCY: ALPINE SEISMIC		12. MANUFACTURER'S DESIGNATION OF DRILL ALPINE PNEUMATIC		
4. HOLE NO. (As shown on drawing title and file number) DB-99-15		13. TOT NO. OF OVERBURDEN SAMPLES TAKEN disturbed: 0.0 undisturbed: 0.0		
6. NAME OF DRILLER ROB SUSKO		14. TOTAL NO. OF CORE BOXES 1		
6. DIRECTION OF HOLE VERTICAL		15. ELEVATION GROUND WATER		
7. THICKNESS OF BURDEN 0.0 FT		16. DATE HOLE sStarted coCompleted 4/20/99 4/20/99		
8. DEPTH DRILLED INTO ROCK 0.0 FT		17. ELEVATION TOP OF HOLE -55.0		
9. TOTAL DEPTH OF HOLE 18.3' FT		18. TOTAL CORE RECOVERY FOR BORING 99%		
19. SIGNATURE OF GEOLOGIST IBRAHIM DREMALI				

ELEV.	DEPTH	LEGEND	CLASSIFICATION OF MATERIALS (Description)	CORE REC %	SAMPLE NUMBER	REMARKS
-55	0					
-55.8	1		SAND, fine-grained, trace shell hash, Light Gray (5Y-7/1) (SP)		1	SP Sample #1, Depth = 1.0' 0.29 mm, 1.04 phi sorting 1.22% silt
	2		fine-grained, little shell hash, Light Gray (5Y-7/1) (SP) from -55.8' to -56.0'			Sample #2, Depth = 0.9' 0.39 mm, 1.35 phi sorting 1.13% silt
	3					
	4				3	Sample #3, Depth = 4.0' 0.19 mm, 0.67 phi sorting 1.61% silt
	5					
	6					
	7					
	8					
	9					
	10		fine-grained, little shell hash, Light Gray (5Y-7/1) (SP) from -56.0' to -73.3'			
	11					
	12					
	13				4	Sample #4, Depth = 12.0' 0.18 mm, 0.73 phi sorting 1.87% silt
	14					
	15					
	16					
	17					
-73.3	18					
	19		End of Boring			
	20					
	21					
	22					
	23					
	24					Note: Soils are classified in accordance with the Unified Soils Classification System.

PROJECT: Delray Beach

HOLE NUMBER:

GRADATION ANALYSIS REPORT
DELRAY BEACH VIBRACORES 1999
TESTED BY: RW ON: 8/99

SAMPLE NO.: DB99-15 S#1
SAMPLE ELEV. (FT. NGVD):
SAMPLE DEPTH (FT.): 0.3
SAMPLE TYPE: CORE SAMPLE

USCS DESCRIPTION: SP

DRY SAMPLE WEIGHT (GRAMS): 164.51
SAMPLE WEIGHT AFTER WASH (GRAMS): 162.57

SIEVE SIZE	PHI SIZE	MESH SIZE (mm)	RETAINED (GRAMS)	RETAINED (%)	PASSED (%)
5/8	-4.00	16.000	0.00	0.00	100.00
5/16	-3.00	8.000	0.00	0.00	100.00
5	-2.00	4.000	0.37	0.22	99.78
7	-1.50	2.800	1.10	0.67	99.33
10	-1.00	2.000	2.65	1.61	98.39
14	-0.50	1.400	5.83	3.54	96.46
18	0.00	1.000	11.21	6.81	93.19
25	0.50	0.710	20.81	12.65	87.35
35	1.00	0.500	36.92	22.44	77.56
45	1.50	0.355	49.47	30.07	69.93
60	2.00	0.250	75.84	46.10	53.90
80	2.50	0.180	122.03	74.18	25.82
120	3.00	0.125	155.38	94.45	5.55
170	3.50	0.090	162.39	98.71	1.29
200	3.75	0.075	162.50	98.78	1.22
230	4.00	0.063	163.49	99.38	0.62
PAN			164.48	99.98	0.02

PHI(5): -0.28 PHI(16): 0.67 PHI(25): 1.17
PHI(50): 2.07 PHI(75): 2.52 PHI(84): 2.74
PHI(95): 3.06

SIEVE LOSS(g): 0.03 SILT/CLAY: 1.22%
SKEWNESS: -0.653 KURTOSIS: 1.013

GRAPHIC METHOD

MEAN (PHI): 1.65 SORTING: 1.04
MEAN (mm) : 0.32 MEDIAN (mm): 0.24
NOTE: MEAN WAS CALCULATED USING 5 POINT METHOD

MOMENT METHOD

MEAN (PHI): 1.78 SORTING: 1.04
MEAN (mm) : 0.29

DATA FILE NAME: DB99-15#1.TAB

GRADATION ANALYSIS REPORT
DELRAY BEACH VIBRACORES 1999
TESTED BY: RW ON: 8/99

SAMPLE NO.: DB99-15 S#2
SAMPLE ELEV. (FT. NGVD):
SAMPLE DEPTH (FT.): 0.9
SAMPLE TYPE: CORE SAMPLE

USCS DESCRIPTION: SP

DRY SAMPLE WEIGHT (GRAMS): 227.72
SAMPLE WEIGHT AFTER WASH (GRAMS): 225.30

SIEVE SIZE	PHI SIZE	MESH SIZE (mm)	RETAINED (GRAMS)	RETAINED (%)	PASSED (%)
5/8	-4.00	16.000	0.00	0.00	100.00
5/16	-3.00	8.000	1.87	0.82	99.18
5	-2.00	4.000	4.14	1.82	98.18
7	-1.50	2.800	5.71	2.51	97.49
10	-1.00	2.000	11.41	5.01	94.99
14	-0.50	1.400	21.81	9.58	90.42
18	0.00	1.000	34.15	15.00	85.00
25	0.50	0.710	57.07	25.06	74.94
35	1.00	0.500	88.33	38.79	61.21
45	1.50	0.355	108.37	47.59	52.41
60	2.00	0.250	134.78	59.19	40.81
80	2.50	0.180	175.39	77.02	22.98
120	3.00	0.125	213.42	93.72	6.28
170	3.50	0.090	225.06	98.83	1.17
200	3.75	0.075	225.14	98.87	1.13
230	4.00	0.063	226.37	99.41	0.59
PAN			227.72	100.00	0.00

PHI(5): -1.00 PHI(16): 0.05 PHI(25): 0.50
PHI(50): 1.60 PHI(75): 2.44 PHI(84): 2.71
PHI(95): 3.13

SIEVE LOSS(g): 0.00 SILT/CLAY: 1.13%
SKEWNESS: -0.408 KURTOSIS: 0.869

GRAPHIC METHOD

MEAN (PHI): 1.30 SORTING: 1.33
MEAN (mm): 0.41 MEDIAN (mm): 0.33
NOTE: MEAN WAS CALCULATED USING 5 POINT METHOD

MOMENT METHOD

MEAN (PHI): 1.35 SORTING: 1.35
MEAN (mm): 0.39

DATA FILE NAME: DB99-15#2.TAB

GRADATION ANALYSIS REPORT
DELRAY BEACH VIBRACORES 1999
TESTED BY: RW ON: 8/99

SAMPLE NO.: DB99-15 S#3
SAMPLE ELEV. (FT. NGVD):
SAMPLE DEPTH (FT.): 4.0
SAMPLE TYPE: CORE SAMPLE

USCS DESCRIPTION: SP

DRY SAMPLE WEIGHT (GRAMS): 193.64
SAMPLE WEIGHT AFTER WASH (GRAMS): 190.73

SIEVE SIZE	PHI SIZE	MESH SIZE (mm)	RETAINED (GRAMS)	RETAINED (%)	PASSED (%)
5/8	-4.00	16.000	0.00	0.00	100.00
5/16	-3.00	8.000	0.00	0.00	100.00
5	-2.00	4.000	0.16	0.08	99.92
7	-1.50	2.800	0.29	0.15	99.85
10	-1.00	2.000	0.80	0.41	99.59
14	-0.50	1.400	1.40	0.72	99.28
18	0.00	1.000	2.39	1.23	98.77
25	0.50	0.710	4.09	2.11	97.89
35	1.00	0.500	7.80	4.03	95.97
45	1.50	0.355	13.08	6.75	93.25
60	2.00	0.250	30.49	15.75	84.25
80	2.50	0.180	92.30	47.67	52.33
120	3.00	0.125	171.42	88.53	11.47
170	3.50	0.090	190.33	98.29	1.71
200	3.75	0.075	190.53	98.39	1.61
230	4.00	0.063	192.04	99.18	0.82
PAN			193.62	99.99	0.01

PHI(5): 1.18 PHI(16): 2.00 PHI(25): 2.14
PHI(50): 2.53 PHI(75): 2.83 PHI(84): 2.94
PHI(95): 3.33

SIEVE LOSS(g): 0.02 SILT/CLAY: 1.61%
SKEWNESS: -0.582 KURTOSIS: 1.280

GRAPHIC METHOD

MEAN (PHI): 2.40 SORTING: 0.47
MEAN (mm): 0.19 MEDIAN (mm): 0.17
NOTE: MEAN WAS CALCULATED USING 5 POINT METHOD

MOMENT METHOD

MEAN (PHI): 2.41 SORTING: 0.67
MEAN (mm): 0.19

DATA FILE NAME: DB99-15#3.TAB

GRADATION ANALYSIS REPORT
DELRAY BEACH VIBRACORES 1999
TESTED BY: RW ON: 8/99

SAMPLE NO.: DB99-15 S#4
SAMPLE ELEV. (FT. NGVD):
SAMPLE DEPTH (FT.): 12.0
SAMPLE TYPE: CORE SAMPLE

USCS DESCRIPTION: SP

DRY SAMPLE WEIGHT (GRAMS): 174.18
SAMPLE WEIGHT AFTER WASH (GRAMS): 171.28

SIEVE SIZE	PHI SIZE	MESH SIZE (mm)	RETAINED (GRAMS)	RETAINED (%)	PASSED (%)
5/8	-4.00	16.000	0.00	0.00	100.00
5/16	-3.00	8.000	0.57	0.33	99.67
5	-2.00	4.000	0.74	0.42	99.58
7	-1.50	2.800	0.95	0.55	99.45
10	-1.00	2.000	1.28	0.73	99.27
14	-0.50	1.400	1.67	0.96	99.04
18	0.00	1.000	2.21	1.27	98.73
25	0.50	0.710	3.26	1.87	98.13
35	1.00	0.500	5.78	3.32	96.68
45	1.50	0.355	9.99	5.74	94.26
60	2.00	0.250	23.96	13.76	86.24
80	2.50	0.180	71.53	41.07	58.93
120	3.00	0.125	149.00	85.54	14.46
170	3.50	0.090	170.46	97.86	2.14
200	3.75	0.075	170.92	98.13	1.87
230	4.00	0.063	172.56	99.07	0.93
PAN			174.18	100.00	0.00

PHI(5): 1.35 PHI(16): 2.04 PHI(25): 2.21
PHI(50): 2.60 PHI(75): 2.88 PHI(84): 2.98
PHI(95): 3.38

SIEVE LOSS(g): 0.00 SILT/CLAY: 1.87%
SKEWNESS: -0.498 KURTOSIS: 1.235

GRAPHIC METHOD

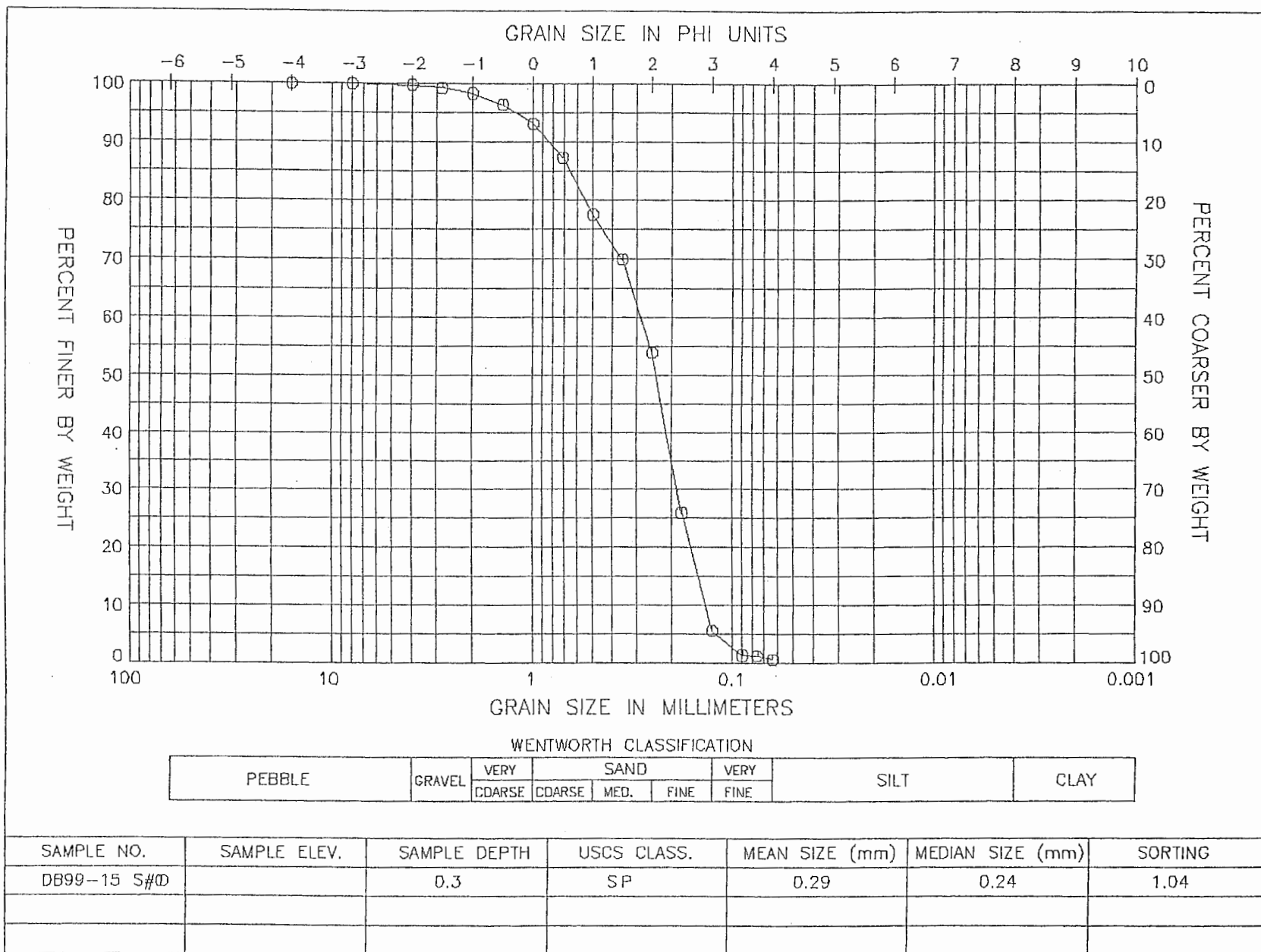
MEAN (PHI): 2.47 SORTING: 0.47
MEAN (mm): 0.18 MEDIAN (mm): 0.16
NOTE: MEAN WAS CALCULATED USING 5 POINT METHOD

MOMENT METHOD

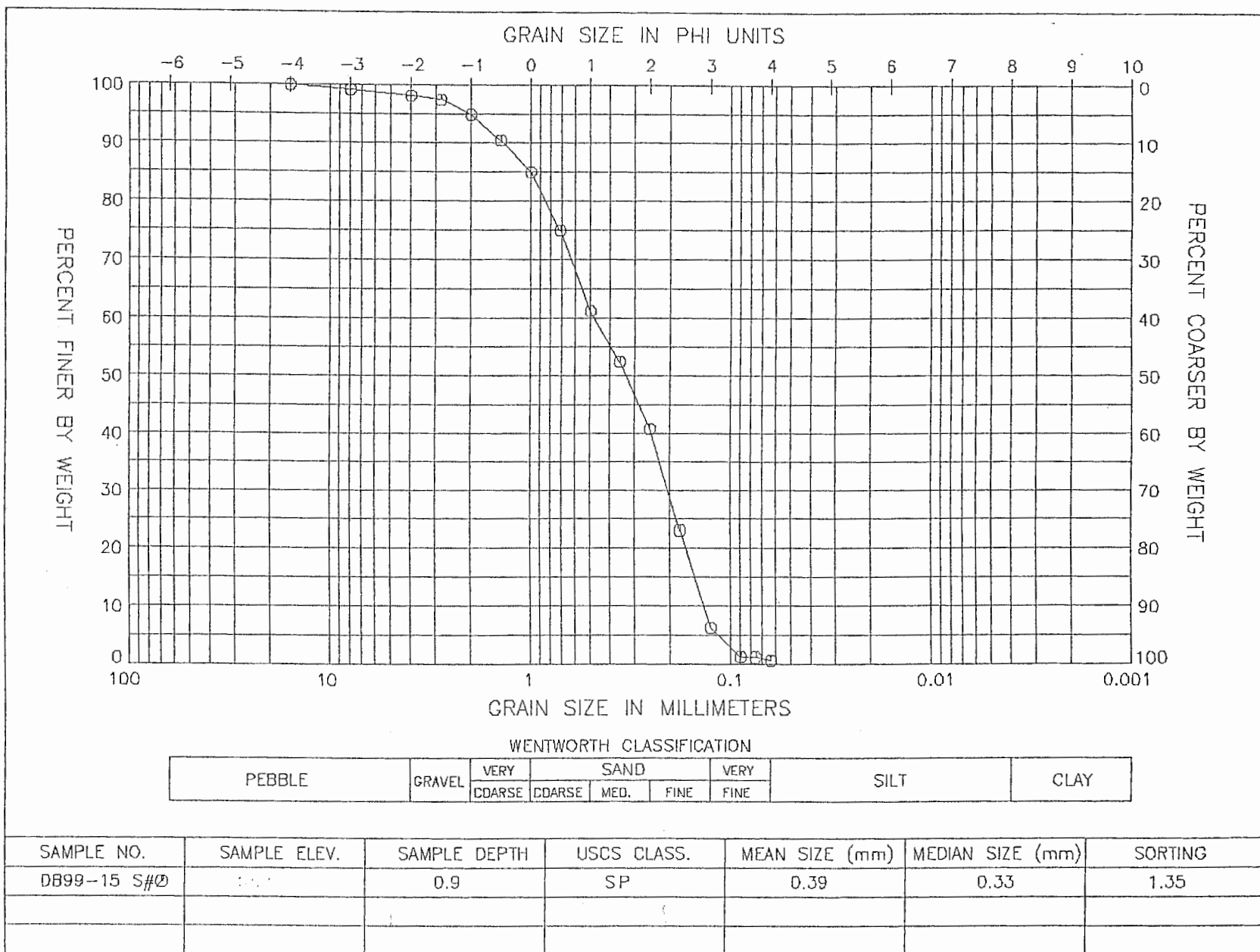
MEAN (PHI): 2.47 SORTING: 0.73
MEAN (mm): 0.18

DATA FILE NAME: DB99-15#4.TAB

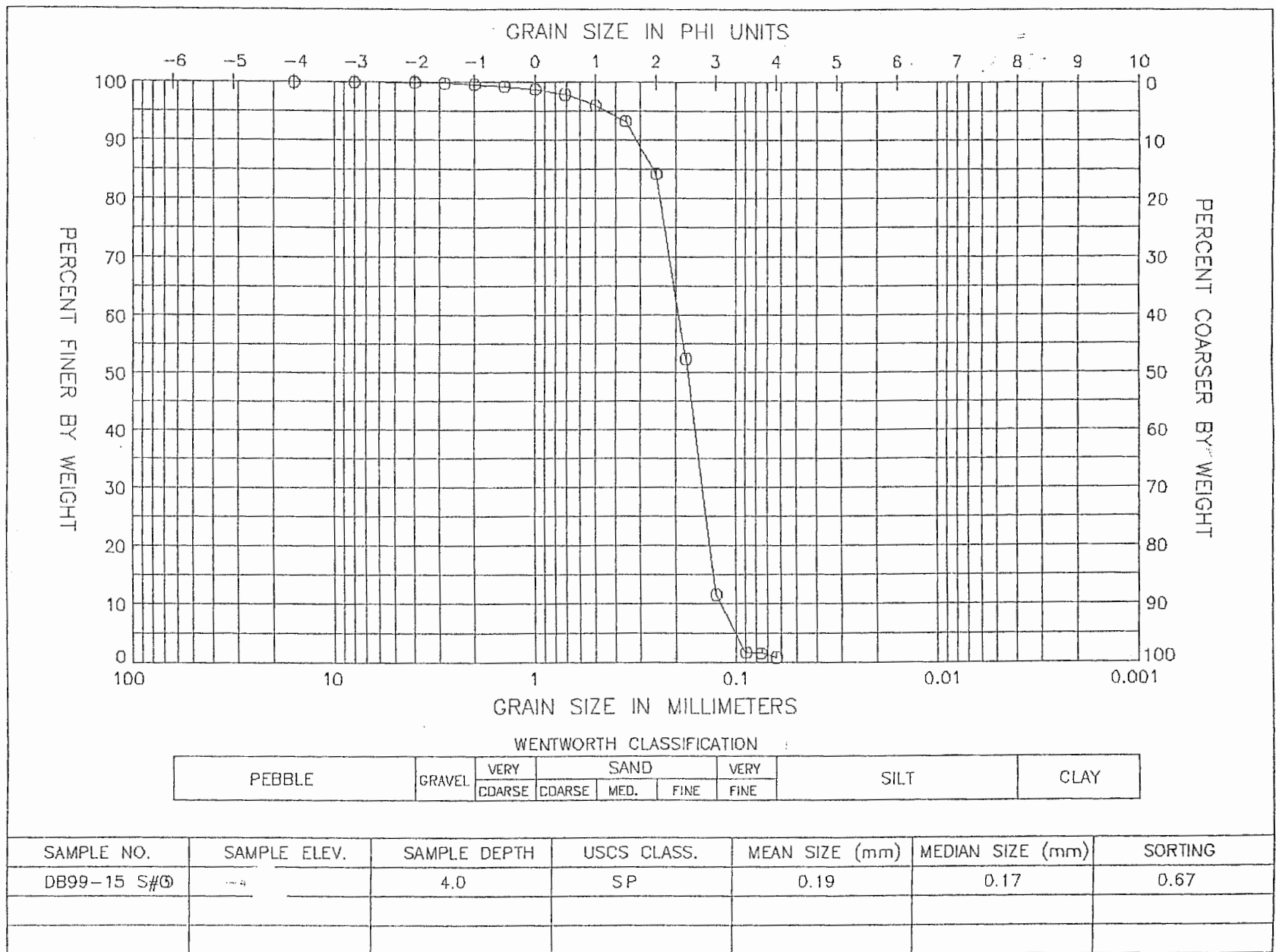
GRAIN SIZE DISTRIBUTION CURVE
 DELRAY BEACH VIBRACORES 1999



GRAIN SIZE DISTRIBUTION CURVE
 DELRAY BEACH VIBRACORES 1999



GRAIN SIZE DISTRIBUTION CURVE
 DELRAY BEACH VIBRACORES 1999



GRAIN SIZE DISTRIBUTION CURVE
 DELRAY BEACH VIBRACORES 1999

