

GRADATION ANALYSIS REPORT
DELRAY BEACH VIBRACORES 1999
TESTED BY: RW ON: 8/99

SAMPLE NO.: DB99-23 S#1
SAMPLE ELEV. (FT. NGVD):
SAMPLE DEPTH (FT.): 3.0
SAMPLE TYPE: CORE SAMPLE

USCS DESCRIPTION: SP

DRY SAMPLE WEIGHT (GRAMS): 98.28
SAMPLE WEIGHT AFTER WASH (GRAMS): 97.11

SIEVE SIZE	PHI SIZE	MESH SIZE (mm)	RETAINED (GRAMS)	RETAINED (%)	PASSED (%)
5/8	-4.00	16.000	0.00	0.00	100.00
5/16	-3.00	8.000	0.00	0.00	100.00
5	-2.00	4.000	0.02	0.02	99.98
7	-1.50	2.800	0.13	0.13	99.87
10	-1.00	2.000	0.26	0.26	99.74
14	-0.50	1.400	0.66	0.67	99.33
18	0.00	1.000	1.14	1.16	98.84
25	0.50	0.710	2.60	2.65	97.35
35	1.00	0.500	6.35	6.46	93.54
45	1.50	0.355	13.88	14.12	85.88
60	2.00	0.250	40.25	40.95	59.05
80	2.50	0.180	74.69	76.00	24.00
120	3.00	0.125	94.17	95.82	4.18
170	3.50	0.090	96.92	98.62	1.38
200	3.75	0.075	97.03	98.73	1.27
230	4.00	0.063	97.67	99.38	0.62
PAN			98.28	100.00	0.00

PHI(5): 0.81 PHI(16): 1.53 PHI(25): 1.70
PHI(50): 2.13 PHI(75): 2.49 PHI(84): 2.70
PHI(95): 2.98

SIEVE LOSS(g): 0.00 SILT/CLAY: 1.27%
SKEWNESS: -0.403 KURTOSIS: 1.136

GRAPHIC METHOD

MEAN (PHI): 2.03 SORTING: 0.58
MEAN (mm): 0.24 MEDIAN (mm): 0.23

NOTE: MEAN WAS CALCULATED USING 5 POINT METHOD

MOMENT METHOD

MEAN (PHI): 2.06 SORTING: 0.68
MEAN (mm): 0.24

DATA FILE NAME: DB99-23#1.TAB

GRADATION ANALYSIS REPORT
DELRAY BEACH VIBRACORES 1999
TESTED BY: RW ON: 8/99

SAMPLE NO.: DB99-23 S#2
SAMPLE ELEV. (FT. NGVD):
SAMPLE DEPTH (FT.): 7.0
SAMPLE TYPE: CORE SAMPLE

USCS DESCRIPTION: SP

DRY SAMPLE WEIGHT (GRAMS): 99.79
SAMPLE WEIGHT AFTER WASH (GRAMS): 98.68

SIEVE SIZE	PHI SIZE	MESH SIZE (mm)	RETAINED (GRAMS)	RETAINED (%)	PASSED (%)
5/8	-4.00	16.000	0.00	0.00	100.00
5/16	-3.00	8.000	0.57	0.57	99.43
5	-2.00	4.000	0.80	0.80	99.20
7	-1.50	2.800	0.96	0.96	99.04
10	-1.00	2.000	1.12	1.12	98.88
14	-0.50	1.400	1.53	1.53	98.47
18	0.00	1.000	2.18	2.18	97.82
25	0.50	0.710	4.02	4.03	95.97
35	1.00	0.500	8.47	8.49	91.51
45	1.50	0.355	17.84	17.88	82.12
60	2.00	0.250	48.68	48.78	51.22
80	2.50	0.180	83.50	83.68	16.32
120	3.00	0.125	97.04	97.24	2.76
170	3.50	0.090	98.56	98.77	1.23
200	3.75	0.075	98.61	98.82	1.18
230	4.00	0.063	99.18	99.39	0.61
PAN			99.77	99.98	0.02

PHI(5): 0.61 PHI(16): 1.40 PHI(25): 1.62
PHI(50): 2.02 PHI(75): 2.38 PHI(84): 2.51
PHI(95): 2.92

SIEVE LOSS(g): 0.02 SILT/CLAY: 1.18%
SKEWNESS: -0.457 KURTOSIS: 1.244

GRAPHIC METHOD

MEAN (PHI): 1.89 SORTING: 0.56
MEAN (mm) : 0.27 MEDIAN (mm): 0.25

NOTE: MEAN WAS CALCULATED USING 5 POINT METHOD

MOMENT METHOD

MEAN (PHI): 1.90 SORTING: 0.81
MEAN (mm) : 0.27

DATA FILE NAME: DB99-23#2.TAB

GRADATION ANALYSIS REPORT
DELRAY BEACH VIBRACORES 1999
TESTED BY: RW ON: 8/99

SAMPLE NO.: DB99-23 S#3
SAMPLE ELEV. (FT. NGVD):
SAMPLE DEPTH (FT.): 11.0
SAMPLE TYPE: CORE SAMPLE

USCS DESCRIPTION: SP

DRY SAMPLE WEIGHT (GRAMS): 98.86
SAMPLE WEIGHT AFTER WASH (GRAMS): 97.12

SIEVE SIZE	PHI SIZE	MESH SIZE (mm)	RETAINED (GRAMS)	RETAINED (%)	PASSED (%)
5/8	-4.00	16.000	0.00	0.00	100.00
5/16	-3.00	8.000	0.00	0.00	100.00
5	-2.00	4.000	0.00	0.00	100.00
7	-1.50	2.800	0.21	0.21	99.79
10	-1.00	2.000	0.37	0.37	99.63
14	-0.50	1.400	0.66	0.67	99.33
18	0.00	1.000	1.18	1.19	98.81
25	0.50	0.710	2.08	2.10	97.90
35	1.00	0.500	4.55	4.60	95.40
45	1.50	0.355	12.11	12.25	87.75
60	2.00	0.250	34.68	35.08	64.92
80	2.50	0.180	74.82	75.68	24.32
120	3.00	0.125	95.31	96.41	3.59
170	3.50	0.090	96.94	98.06	1.94
200	3.75	0.075	97.03	98.15	1.85
230	4.00	0.063	97.94	99.07	0.93
PAN			98.85	99.99	0.01

PHI(5): 1.03 PHI(16): 1.58 PHI(25): 1.78
PHI(50): 2.18 PHI(75): 2.49 PHI(84): 2.70
PHI(95): 2.97

SIEVE LOSS(g): 0.01 SILT/CLAY: 1.85%
SKEWNESS: -0.336 KURTOSIS: 1.116

GRAPHIC METHOD

MEAN (PHI): 2.09 SORTING: 0.56
MEAN (mm): 0.23 MEDIAN (mm): 0.22
NOTE: MEAN WAS CALCULATED USING 5 POINT METHOD

MOMENT METHOD

MEAN (PHI): 2.10 SORTING: 0.64
MEAN (mm): 0.23

DATA FILE NAME: DB99-23#3.TAB

GRADATION ANALYSIS REPORT
DELRAY BEACH VIBRACORES 1999
TESTED BY: RW ON: 8/99

SAMPLE NO.: DB99-23 S#4
SAMPLE ELEV. (FT. NGVD):
SAMPLE DEPTH (FT.): 15.0
SAMPLE TYPE: CORE SAMPLE

USCS DESCRIPTION: SP

DRY SAMPLE WEIGHT (GRAMS): 97.46
SAMPLE WEIGHT AFTER WASH (GRAMS): 95.75

SIEVE SIZE	PHI SIZE	MESH SIZE (mm)	RETAINED (GRAMS)	RETAINED (%)	PASSED (%)
5/8	-4.00	16.000	0.00	0.00	100.00
5/16	-3.00	8.000	0.00	0.00	100.00
5	-2.00	4.000	0.00	0.00	100.00
7	-1.50	2.800	0.03	0.03	99.97
10	-1.00	2.000	0.18	0.18	99.82
14	-0.50	1.400	0.45	0.46	99.54
18	0.00	1.000	0.89	0.91	99.09
25	0.50	0.710	1.57	1.61	98.39
35	1.00	0.500	3.57	3.66	96.34
45	1.50	0.355	9.16	9.40	90.60
60	2.00	0.250	24.17	24.80	75.20
80	2.50	0.180	56.68	58.16	41.84
120	3.00	0.125	91.59	93.98	6.02
170	3.50	0.090	95.47	97.96	2.04
200	3.75	0.075	95.60	98.09	1.91
230	4.00	0.063	96.55	99.07	0.93
PAN			97.44	99.98	0.02

PHI(5): 1.12 PHI(16): 1.71 PHI(25): 2.00
PHI(50): 2.38 PHI(75): 2.74 PHI(84): 2.86
PHI(95): 3.13

SIEVE LOSS(g): 0.02 SILT/CLAY: 1.91%
SKEWNESS: -0.445 KURTOSIS: 1.126

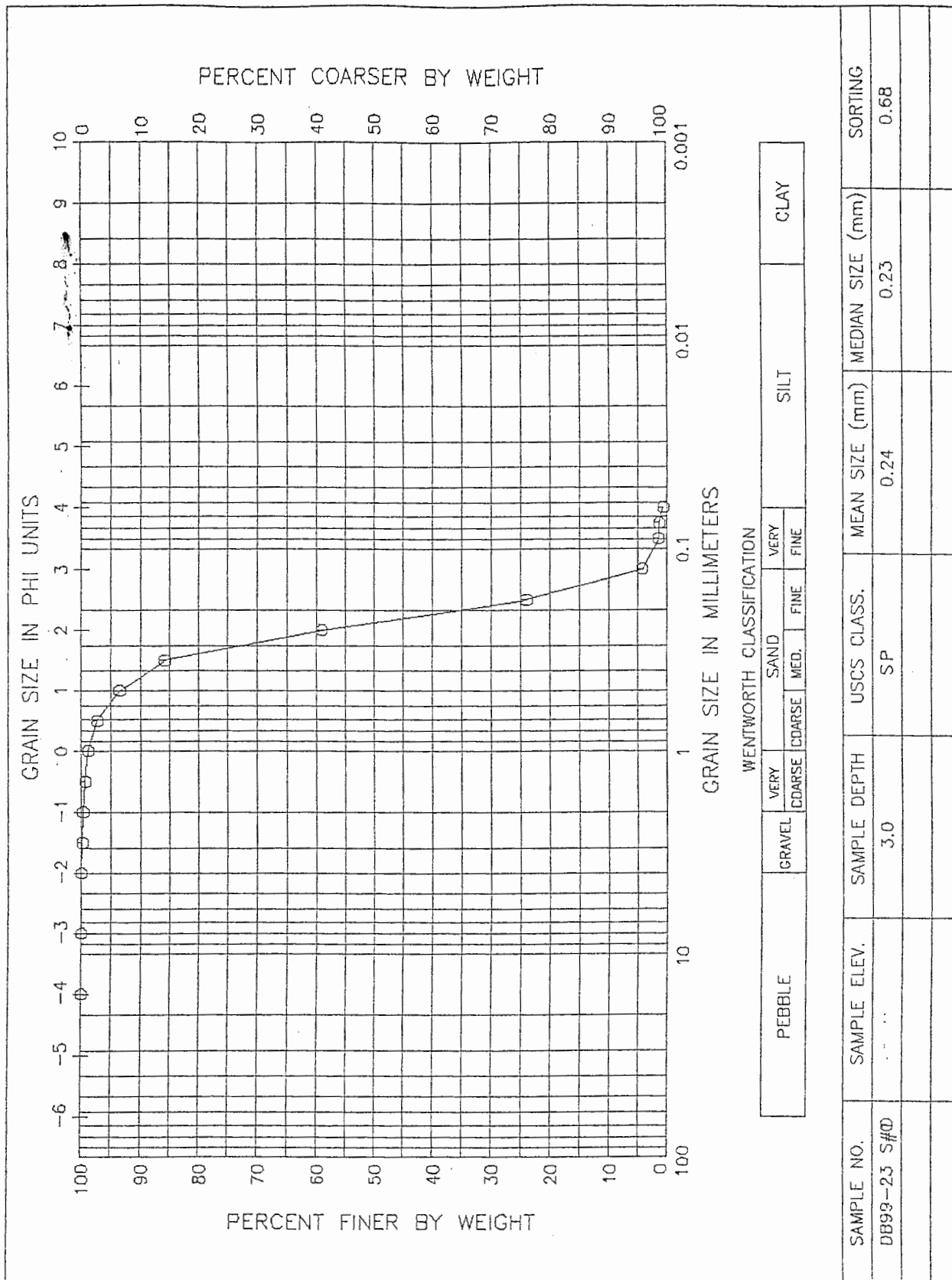
GRAPHIC METHOD

MEAN (PHI): 2.24 SORTING: 0.57
MEAN (mm): 0.21 MEDIAN (mm): 0.19
NOTE: MEAN WAS CALCULATED USING 5 POINT METHOD

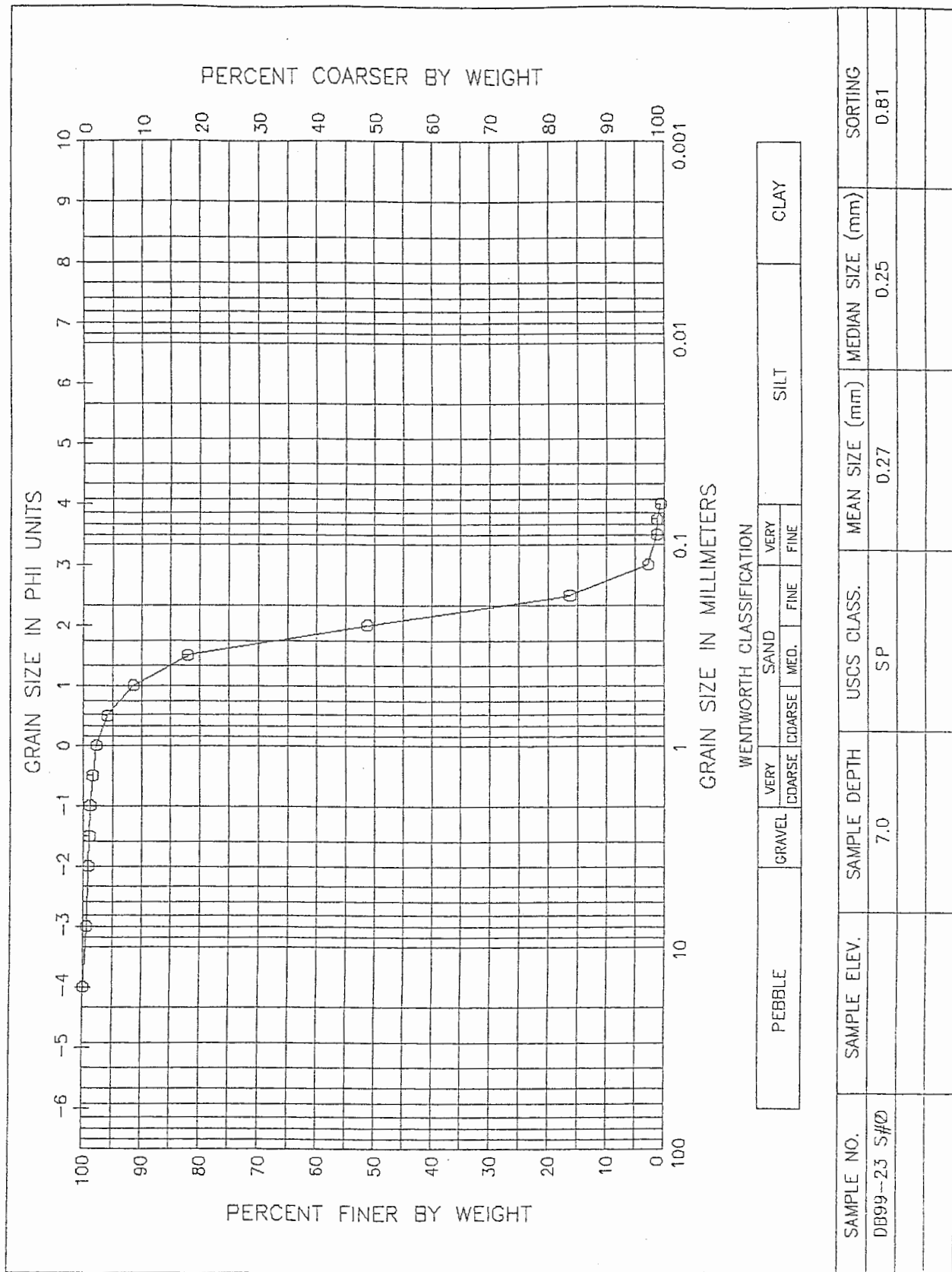
MOMENT METHOD

MEAN (PHI): 2.28 SORTING: 0.64
MEAN (mm): 0.21

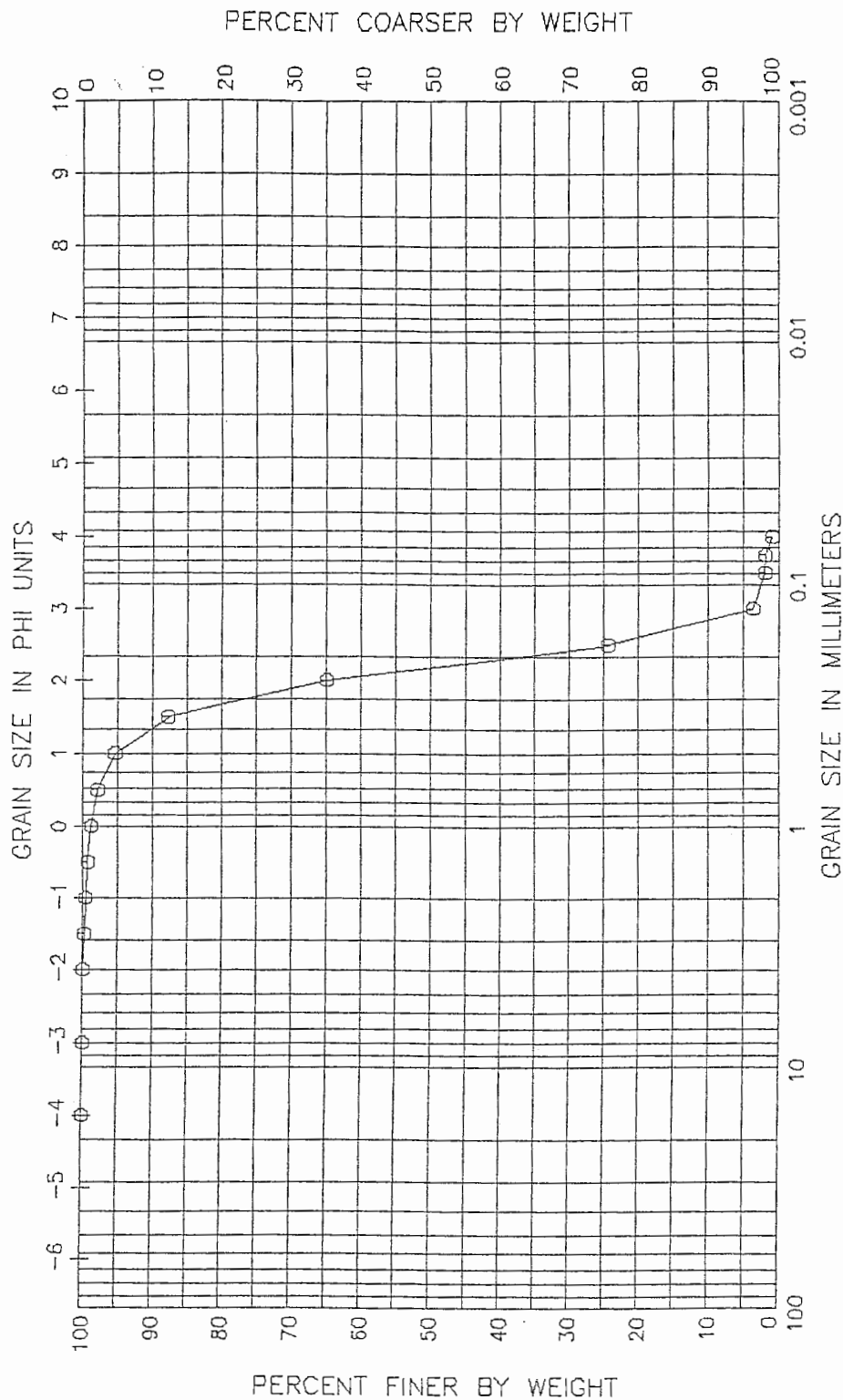
DATA FILE NAME: DB99-23#4.TAB



GRAIN SIZE DISTRIBUTION CURVE
DELRAY BEACH VIBRACORES 1999

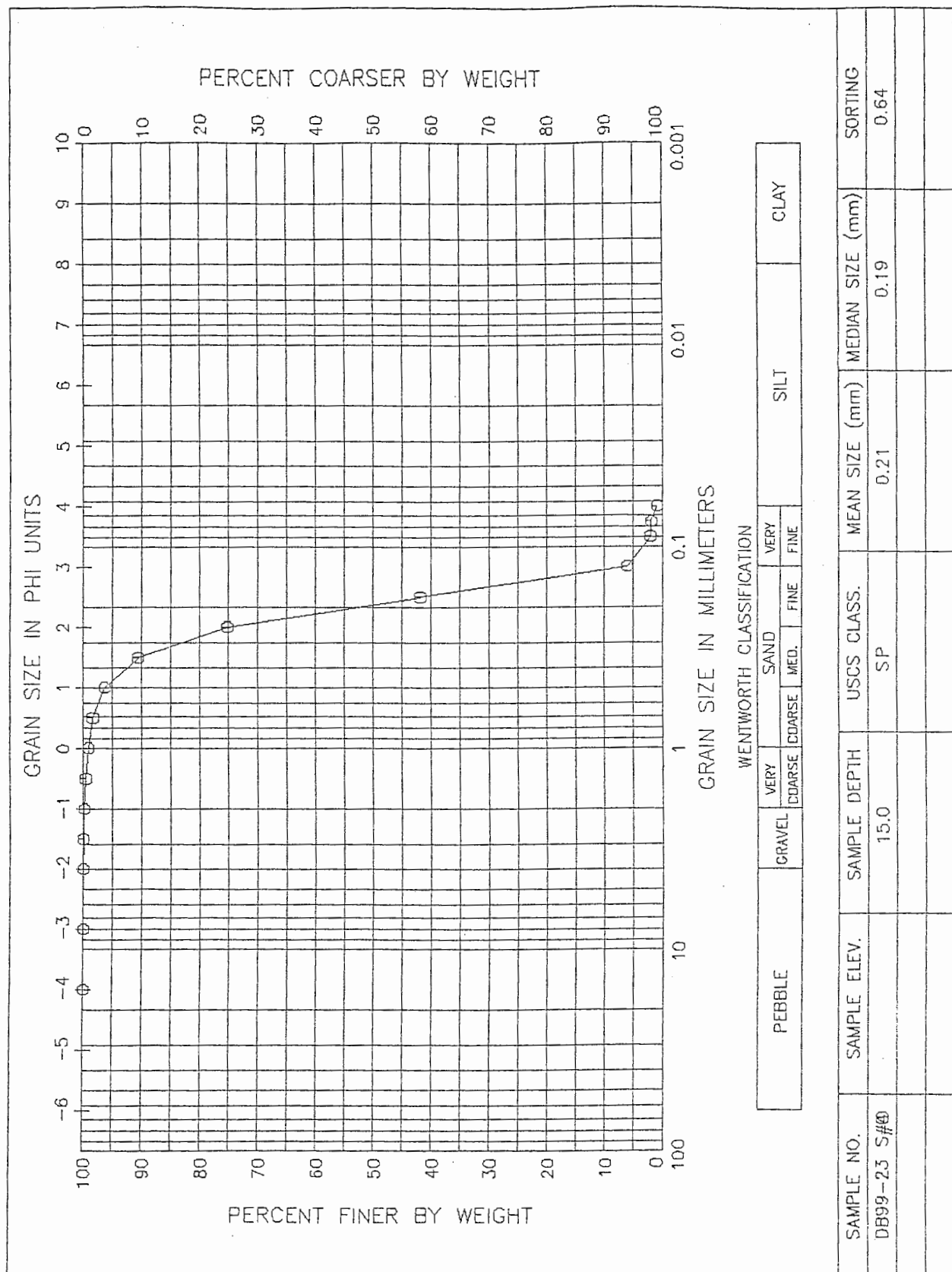


GRAIN SIZE DISTRIBUTION CURVE
DELRAY BEACH VIBRACORES 1999



SAMPLE NO.	SAMPLE ELEV.	SAMPLE DEPTH	USCS CLASS.	MEAN SIZE (mm)	MEDIAN SIZE (mm)	SORTING
DB99-23 S#10		11.0	SP	0.23	0.22	0.64

GRAIN SIZE DISTRIBUTION CURVE
DELRAY BEACH VIBRACORES 1999



GRAIN SIZE DISTRIBUTION CURVE
DELRAY BEACH VIBRACORES 1999