




<div>Granularmetric Report</div> <div>Depths and elevations based on measured values</div>				<div><div>APTIM</div><div>2481 NW Boca Raton Blvd. Boca Raton, FL 33431 ph (561) 391-8102</div></div>			
Project Name: Mexico Beach Sand Search							
Sample Name: MBJP-18-06 #1							
Analysis Date: 12-22-18							
Analyzed By: SP							
Easting (ft): 1,665,049		Northing (ft): 336,719		Coordinate System: Florida State Plane North		Elevation (ft): -17.2 NAVD88	
USCS: SP		Munsell: Wet - 2.5Y-7/1 Dry - 2.5Y-8/2 Washed - 2.5Y-8/1		Comments:			
Dry Weight (g): 95.66	Wash Weight (g): 94.60	Pan Retained (g): 0.00	Sieve Loss (%): 0.09	Fines (%): #200 - 1.21 #230 - 1.20	Organics (%):	Carbonates (%):	Shell Hash (%):
Sieve Number	Sieve Size (Phi)	Sieve Size (Millimeters)	Grams Retained	% Weight Retained	Cum. Grams Retained	C. % Weight Retained	
3/4"	-4.25	19.03	0.00	0.00	0.00	0.00	
5/8"	-4.00	16.00	0.00	0.00	0.00	0.00	
7/16"	-3.50	11.31	0.00	0.00	0.00	0.00	
5/16"	-3.00	8.00	0.00	0.00	0.00	0.00	
3.5	-2.50	5.66	0.00	0.00	0.00	0.00	
4	-2.25	4.76	0.00	0.00	0.00	0.00	
5	-2.00	4.00	0.00	0.00	0.00	0.00	
7	-1.50	2.83	0.06	0.06	0.06	0.06	
10	-1.00	2.00	0.08	0.08	0.14	0.14	
14	-0.50	1.41	0.14	0.15	0.28	0.29	
18	0.00	1.00	0.14	0.15	0.42	0.44	
25	0.50	0.71	0.57	0.60	0.99	1.04	
35	1.00	0.50	2.28	2.38	3.27	3.42	
45	1.50	0.35	4.92	5.14	8.19	8.56	
60	2.00	0.25	18.25	19.08	26.44	27.64	
80	2.50	0.18	46.91	49.04	73.35	76.68	
120	3.00	0.13	19.11	19.98	92.46	96.66	
170	3.50	0.09	1.99	2.08	94.45	98.74	
200	3.75	0.07	0.05	0.05	94.50	98.79	
230	4.00	0.06	0.01	0.01	94.51	98.80	
Phi 5	Phi 16	Phi 25	Phi 50	Phi 75	Phi 84	Phi 95	
2.96	2.68	2.48	2.23	1.93	1.69	1.15	
Moment	Mean Phi	Mean mm	Sorting	Skewness	Kurtosis		
Statistics	2.16	0.22	0.54	-1.44	8.44		

<div>Granularmetric Report</div> <div>Depths and elevations based on measured values</div>				<div><div>APTIM</div><div>2481 NW Boca Raton Blvd. Boca Raton, FL 33431 ph (561) 391-8102</div></div>			
Project Name: Mexico Beach Sand Search							
Sample Name: MBJP-18-06 #2							
Analysis Date: 12-26-18							
Analyzed By: TS							
Easting (ft): <div>1,665,049</div>		Northing (ft): <div>336,719</div>		Coordinate System: <div>Florida State Plane North</div>		Elevation (ft): <div>-27.2 NAVD88</div>	
USCS: <div>SW</div>		Munsell: <div>Wet - 2.5Y-7/1 Dry - 2.5Y-8/2 Washed - 2.5Y-8/1</div>		Comments:			
Dry Weight (g): <div>96.77</div>	Wash Weight (g): <div>95.69</div>	Pan Retained (g): <div>0.01</div>	Sieve Loss (%): <div>0.03</div>	Fines (%): <div>#200 - 1.15 #230 - 1.15</div>	Organics (%):	Carbonates (%):	Shell Hash (%):
Sieve Number	Sieve Size (Phi)	Sieve Size (Millimeters)	Grams Retained	% Weight Retained	Cum. Grams Retained	C. % Weight Retained	
1"	-4.75	26.91	0.00	0.00	0.00	0.00	
3/4"	-4.25	19.03	4.75	4.91	4.75	4.91	
5/8"	-4.00	16.00	0.00	0.00	4.75	4.91	
7/16"	-3.50	11.31	5.47	5.65	10.22	10.56	
5/16"	-3.00	8.00	0.00	0.00	10.22	10.56	
3.5	-2.50	5.66	1.95	2.02	12.17	12.58	
4	-2.25	4.76	0.27	0.28	12.44	12.86	
5	-2.00	4.00	0.38	0.39	12.82	13.25	
7	-1.50	2.83	0.62	0.64	13.44	13.89	
10	-1.00	2.00	0.60	0.62	14.04	14.51	
14	-0.50	1.41	0.62	0.64	14.66	15.15	
18	0.00	1.00	0.45	0.47	15.11	15.62	
25	0.50	0.71	1.41	1.46	16.52	17.08	
35	1.00	0.50	2.73	2.82	19.25	19.90	
45	1.50	0.35	4.77	4.93	24.02	24.83	
60	2.00	0.25	14.93	15.43	38.95	40.26	
80	2.50	0.18	39.23	40.54	78.18	80.80	
120	3.00	0.13	15.89	16.42	94.07	97.22	
170	3.50	0.09	1.53	1.58	95.60	98.80	
200	3.75	0.07	0.05	0.05	95.65	98.85	
230	4.00	0.06	0.00	0.00	95.65	98.85	
Phi 5	Phi 16	Phi 25	Phi 50	Phi 75	Phi 84	Phi 95	
2.93	2.60	2.43	2.12	1.51	0.13	-4.23	
Moment	Mean Phi	Mean mm	Sorting	Skewness	Kurtosis		
Statistics	1.26	0.42	2.13	-1.82	4.85		

<div>Granularmetric Report</div> <div>Depths and elevations based on measured values</div>				<div><div>APTIM</div><div>2481 NW Boca Raton Blvd. Boca Raton, FL 33431 ph (561) 391-8102</div></div>			
Project Name: Mexico Beach Sand Search							
Sample Name: MBJP-18-06 #3							
Analysis Date: 12-26-18							
Analyzed By: TS							
Easting (ft): <div>1,665,049</div>		Northing (ft): <div>336,719</div>		Coordinate System: <div>Florida State Plane North</div>		Elevation (ft): <div>-37.2 NAVD88</div>	
USCS: <div>SW</div>		Munsell: <div>Wet - 5Y-7/1 Dry - 5Y-8/1 Washed - 5Y-8/1</div>		Comments:			
Dry Weight (g): <div>100.23</div>	Wash Weight (g): <div>99.09</div>	Pan Retained (g): <div>0.01</div>	Sieve Loss (%): <div>0.00</div>	Fines (%): <div>#200 - 1.15 #230 - 1.13</div>	Organics (%):	Carbonates (%):	Shell Hash (%):
Sieve Number	Sieve Size (Phi)	Sieve Size (Millimeters)	Grams Retained	% Weight Retained	Cum. Grams Retained	C. % Weight Retained	
3/4"	-4.25	19.03	0.00	0.00	0.00	0.00	
5/8"	-4.00	16.00	0.00	0.00	0.00	0.00	
7/16"	-3.50	11.31	0.00	0.00	0.00	0.00	
5/16"	-3.00	8.00	0.32	0.32	0.32	0.32	
3.5	-2.50	5.66	1.24	1.24	1.56	1.56	
4	-2.25	4.76	0.30	0.30	1.86	1.86	
5	-2.00	4.00	0.27	0.27	2.13	2.13	
7	-1.50	2.83	0.71	0.71	2.84	2.84	
10	-1.00	2.00	0.71	0.71	3.55	3.55	
14	-0.50	1.41	0.67	0.67	4.22	4.22	
18	0.00	1.00	0.69	0.69	4.91	4.91	
25	0.50	0.71	1.31	1.31	6.22	6.22	
35	1.00	0.50	2.79	2.78	9.01	9.00	
45	1.50	0.35	4.99	4.98	14.00	13.98	
60	2.00	0.25	18.05	18.01	32.05	31.99	
80	2.50	0.18	48.87	48.76	80.92	80.75	
120	3.00	0.13	17.07	17.03	97.99	97.78	
170	3.50	0.09	1.06	1.06	99.05	98.84	
200	3.75	0.07	0.01	0.01	99.06	98.85	
230	4.00	0.06	0.02	0.02	99.08	98.87	
Phi 5	Phi 16	Phi 25	Phi 50	Phi 75	Phi 84	Phi 95	
2.92	2.60	2.44	2.18	1.81	1.56	0.03	
Moment	Mean Phi	Mean mm	Sorting	Skewness	Kurtosis		
Statistics	1.94	0.26	1	-2.94	12.94		