


## APPENDIX 1. CORE LOCATIONS, CORE LOGS, AND PHOTOGRAPHS

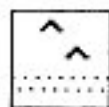
### Core Log Explanation:

The following core logs depict the absolute core length and elevation corrected to mean sea level. In addition, relative percentages of mud, sand, gravel, and CaCO<sub>3</sub> are listed. The core length, water depth, and percent of compaction are also listed. Where applicable, radiocarbon dates are given. The facies patterns and faunal abbreviations are defined below.

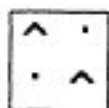
### Facies Patterns



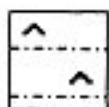
Well-Sorted Sand  
(WSS) and Mud-Laminated  
Sand (mls)



Shelly Sand  
(SS)



Shell Gravel  
(SG)



Muddy Shelly Sand  
(MSS)



Muddy Sand  
(MS)



Organic Muddy Sand  
(ORS)



Pleistocene Muddy Sand  
(PMS)



Residium  
(R)



Spoil

### Faunal Abbreviations

Aa	<i>Anadonti alba</i>
Ac	<i>Anuculana acuta</i>
Ag	<i>Argopecten gibbus</i>
Al	<i>Anadara lienosa</i>
An	<i>Anadara notabilis</i>
Ao	<i>Anadara ovalis</i>
As	<i>Anomia simplex</i>
Au	<i>Anomalocardia auberiana</i>
At	<i>Anadara transversa</i>
Bc	<i>Brachiodontes exustus</i>
Cc	<i>Chione cancellata</i>
C?	<i>Crepidula sp?</i>
Dr	<i>Diocardium robustum</i>
Dv	<i>Donax variabilis</i>
H?	<i>Haminoea sp?</i>
Lf	<i>Lucina floridana</i>
Ln	<i>Lucina nassula</i>
Ma	<i>Mangella apicina</i>
Mf	<i>Mactra fragilis</i>
Mm	<i>Merceneria merceneria</i>
Pp	<i>Phacoides pectinatus</i>
Sa	<i>Strombus alatus</i>
Sg	<i>Strombus gigus</i>
Sl	<i>Solarrella lacunella</i>
Ss	<i>Spisula solidissima</i>
Tc	<i>Turbo castanea</i>
Te	<i>Trachycardium egmontium</i>
Ti	<i>Trachycardium isocardia</i>
Tt	<i>Tellina tampaensis</i>

### Other Symbols

—	Sharp contact
- - - - -	Gradational contact
S S S	Bioturbation
U U	Burrows
^ ^	Shell material
^ ^	Plant roots
- - - - -	Muddy laminations
~~~~~	Unconformity

APPENDIX 1 (Continued)

Core: CAS-5

Core Length: 1.90 m

Water Depth: 0.34 m

Compaction: 9%

DEPTH (m) below MLLW	in Core	COMPOSITION		DESCRIPTIONS	FACIES
		%M/S/G	%CaCO <sub>3</sub>		
0	0	3/97/1	4		WSS
				O	
		5/83/12	18		
				Au and fragments scattered throughout unit	MSS
1	1				
		7/92/1	3		OMS
		41/59/0	9		R
2	2				