


APPENDIX 1. CORE LOCATIONS, CORE LOGS, AND PHOTOGRAPHS

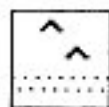
Core Log Explanation:

The following core logs depict the absolute core length and elevation corrected to mean sea level. In addition, relative percentages of mud, sand, gravel, and CaCO₃ are listed. The core length, water depth, and percent of compaction are also listed. Where applicable, radiocarbon dates are given. The facies patterns and faunal abbreviations are defined below.

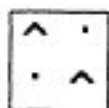
Facies Patterns



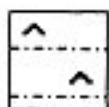
Well-Sorted Sand
(WSS) and Mud-Laminated
Sand (mls)



Shelly Sand
(SS)



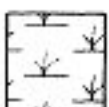
Shell Gravel
(SG)



Muddy Shelly Sand
(MSS)



Muddy Sand
(MS)



Organic Muddy Sand
(ORS)



Pleistocene Muddy Sand
(PMS)



Residium
(R)



Spoil

Faunal Abbreviations

Aa	<i>Anadonti alba</i>
Ac	<i>Anuculana acuta</i>
Ag	<i>Argopecten gibbus</i>
Al	<i>Anadara lienosa</i>
An	<i>Anadara notabilis</i>
AO	<i>Anadara ovalis</i>
As	<i>Anomia simplex</i>
Au	<i>Anomalocardia auberiana</i>
At	<i>Anadara transversa</i>
Bc	<i>Brachiodontes exustus</i>
Cc	<i>Chione cancellata</i>
C?	<i>Crepidula sp?</i>
Dr	<i>Diocardium robustum</i>
Dv	<i>Donax variabilis</i>
H?	<i>Haminoea sp?</i>
Lf	<i>Lucina floridana</i>
Ln	<i>Lucina nassula</i>
Ma	<i>Mangella apicina</i>
Mf	<i>Mactra fragilis</i>
Mm	<i>Merceneria merceneria</i>
Pp	<i>Phacoides pectinatus</i>
Sa	<i>Strombus alatus</i>
Sg	<i>Strombus gigus</i>
Sl	<i>Solarrella lacunella</i>
Ss	<i>Spisula solidissima</i>
Tc	<i>Turbo castanea</i>
Te	<i>Trachycardium egmontium</i>
Ti	<i>Trachycardium isocardia</i>
Tt	<i>Tellina tampaensis</i>

Other Symbols

————	Sharp contact
-----	Gradational contact
SSS	Bioturbation
U U	Burrows
^ ^	Shell material
^ ^	Plant roots
-----	Muddy laminations
~~~~~	Unconformity

## APPENDIX 1. (Continued)

Core: CAS-3

Core Length: 1.65 m  
 Water Depth: 0 m (on land)  
 Compaction: 22%

DEPTH (m) below MLLW	in Core	COMPOSITION		DESCRIPTIONS	FACIES
		%M/S/G	%CaCO ₃		
0	0				SS
		0/84/16	68	Ss shell	
				Cc, An and fragments throughout unit	
1	1				SG
		1/74/25	46	phosphate nodules	
2	2				