

GRADATION ANALYSIS REPORT

TOWN OF PALM BEACH

TESTED BY: RW ON: 7-20-99

SAMPLE NO.: VC99 65#1

SAMPLE ELEV. (FT. NGVD): -49.3

SAMPLE DEPTH (FT.): 3.2

SAMPLE TYPE: CORE SAMPLE

USCS DESCRIPTION: SP

DRY SAMPLE WEIGHT (GRAMS): 210.80

SAMPLE WEIGHT AFTER WASH (GRAMS): 207.67

SIEVE SIZE	PHI SIZE	MESH SIZE (mm)	RETAINED (GRAMS)	RETAINED (%)	PASSED (%)
5/8	-4.00	16.000	0.00	0.00	100.00
5/16	-3.00	8.000	0.00	0.00	100.00
5	-2.00	4.000	0.30	0.14	99.86
7	-1.50	2.800	0.39	0.19	99.81
10	-1.00	2.000	0.86	0.41	99.59
14	-0.50	1.400	1.50	0.71	99.29
18	0.00	1.000	2.01	0.95	99.05
25	0.50	0.710	2.58	1.22	98.78
35	1.00	0.500	3.25	1.54	98.46
45	1.50	0.355	3.97	1.88	98.12
60	2.00	0.250	5.73	2.72	97.28
80	2.50	0.180	15.71	7.45	92.55
120	3.00	0.125	119.03	56.47	43.53
170	3.50	0.090	172.69	81.92	18.08
200	3.75	0.075	207.29	98.33	1.67
230	4.00	0.063	209.06	99.17	0.83
PAN			210.80	100.00	0.00

PHI(5): 2.24	PHI(16): 2.59	PHI(25): 2.68
PHI(50): 2.93	PHI(75): 3.36	PHI(84): 3.53
PHI(95): 3.70		

SIEVE LOSS(g): 0.00	SILT/CLAY: 1.67%
SKEWNESS: 0.076	KURTOSIS: 0.872

GRAPHIC METHOD

MEAN (PHI): 3.00	SORTING: 0.47
MEAN (mm): 0.13	MEDIAN (mm): 0.13

NOTE: MEAN WAS CALCULATED USING 5 POINT METHOD

MOMENT METHOD

MEAN (PHI): 2.95	SORTING: 0.60
MEAN (mm): 0.13	

DATA FILE NAME: VC99-65#1.TAB

GRADATION ANALYSIS REPORT

TOWN OF PALM BEACH

TESTED BY: RW ON: 6/29/99

SAMPLE NO.: VC99 65#2
SAMPLE ELEV. (FT. NGVD): -53.1
SAMPLE DEPTH (FT.): 7.0
SAMPLE TYPE: CORE SAMPLE

USCS DESCRIPTION: SP-SM

DRY SAMPLE WEIGHT (GRAMS): 222.05
SAMPLE WEIGHT AFTER WASH (GRAMS): 218.57

SIEVE SIZE	PHI SIZE	MESH SIZE (mm)	RETAINED (GRAMS)	RETAINED (%)	PASSED (%)
5/8	-4.00	16.000	0.00	0.00	100.00
5/16	-3.00	8.000	4.17	1.88	98.12
5	-2.00	4.000	4.56	2.05	97.95
7	-1.50	2.800	4.74	2.13	97.87
10	-1.00	2.000	5.17	2.33	97.67
14	-0.50	1.400	5.76	2.59	97.41
18	0.00	1.000	6.35	2.86	97.14
25	0.50	0.710	7.02	3.16	96.84
35	1.00	0.500	8.05	3.63	96.37
45	1.50	0.355	9.37	4.22	95.78
60	2.00	0.250	13.23	5.96	94.04
80	2.50	0.180	30.66	13.81	86.19
120	3.00	0.125	112.57	50.70	49.30
170	3.50	0.090	209.03	94.14	5.86
200	3.75	0.075	209.69	94.43	5.57
230	4.00	0.063	220.04	99.09	0.91
PAN			222.03	99.99	0.01

PHI (5): 1.72 PHI (16): 2.53 PHI (25): 2.65
PHI (50): 2.99 PHI (75): 3.28 PHI (84): 3.38
PHI (95): 3.78

SIEVE LOSS(g): 0.02 SILT/CLAY: 5.57%
SKEWNESS: -0.558 KURTOSIS: 1.342

GRAPHIC METHOD

MEAN (PHI): 2.88 SORTING: 0.43
MEAN (mm): 0.14 MEDIAN (mm): 0.13

NOTE: MEAN WAS CALCULATED USING 5 POINT METHOD

MOMENT METHOD

MEAN (PHI): 2.78 SORTING: 1.07
MEAN (mm): 0.15

DATA FILE NAME: VC99-65#2.TAB

GRADATION ANALYSIS REPORT

TOWN OF PALM BEACH

TESTED BY: RW ON: 6/29/99

SAMPLE NO.: VC99 65#3

SAMPLE ELEV. (FT. NGVD): -58.1

SAMPLE DEPTH (FT.): 12.0

SAMPLE TYPE: CORE SAMPLE
-----USCS DESCRIPTION: SP

DRY SAMPLE WEIGHT (GRAMS): 201.11

SAMPLE WEIGHT AFTER WASH (GRAMS): 196.95

SIEVE SIZE	PHI SIZE	MESH SIZE (mm)	RETAINED (GRAMS)	RETAINED (%)	PASSED (%)
5/8	-4.00	16.000	0.00	0.00	100.00
5/16	-3.00	8.000	0.00	0.00	100.00
5	-2.00	4.000	0.15	0.07	99.93
7	-1.50	2.800	0.32	0.16	99.84
10	-1.00	2.000	0.87	0.43	99.57
14	-0.50	1.400	1.58	0.79	99.21
18	0.00	1.000	2.26	1.12	98.88
25	0.50	0.710	3.04	1.51	98.49
35	1.00	0.500	3.94	1.96	98.04
45	1.50	0.355	4.87	2.42	97.58
60	2.00	0.250	7.10	3.53	96.47
80	2.50	0.180	17.32	8.61	91.39
120	3.00	0.125	90.53	45.02	54.98
170	3.50	0.090	190.82	94.88	5.12
200	3.75	0.075	196.34	97.63	2.37
230	4.00	0.063	198.85	98.88	1.12
PAN			201.12	100.00	0.00

PHI (5): 2.14

PHI (16): 2.60

PHI (25): 2.73

PHI (50): 3.05

PHI (75): 3.30

PHI (84): 3.39

PHI (95): 3.51

SIEVE LOSS (g): -0.01

SILT/CLAY: 2.37%

SKEWNESS: -0.563

KURTOSIS: 0.973

GRAPHIC METHOD

MEAN (PHI): 2.94

SORTING: 0.39

MEAN (mm): 0.13

MEDIAN (mm): 0.12

NOTE: MEAN WAS CALCULATED USING 5 POINT METHOD

MOMENT METHOD

MEAN (PHI): 2.94

SORTING: 0.60

MEAN (mm): 0.13

DATA FILE NAME: VC99-65#3.TAB

GRADATION ANALYSIS REPORT

TOWN OF PALM BEACH

TESTED BY: RW ON: 7/6/99

SAMPLE NO.: VC99 65#4

SAMPLE ELEV. (FT. NGVD): -62.1

SAMPLE DEPTH (FT.): 16.0

SAMPLE TYPE: CORE SAMPLE

USCS DESCRIPTION: SP

DRY SAMPLE WEIGHT (GRAMS): 218.05

SAMPLE WEIGHT AFTER WASH (GRAMS): 214.30

SIEVE SIZE	PHI SIZE	MESH SIZE (mm)	RETAINED (GRAMS)	RETAINED (%)	PASSED (%)
5/8	-4.00	16.000	0.00	0.00	100.00
5/16	-3.00	8.000	0.00	0.00	100.00
5	-2.00	4.000	0.16	0.07	99.93
7	-1.50	2.800	0.20	0.09	99.91
10	-1.00	2.000	0.48	0.22	99.78
14	-0.50	1.400	0.98	0.45	99.55
18	0.00	1.000	1.53	0.70	99.30
25	0.50	0.710	2.06	0.94	99.06
35	1.00	0.500	2.86	1.31	98.69
45	1.50	0.355	3.94	1.81	98.19
60	2.00	0.250	6.08	2.79	97.21
80	2.50	0.180	15.10	6.93	93.07
120	3.00	0.125	118.62	54.40	45.60
170	3.50	0.090	209.62	96.13	3.87
200	3.75	0.075	213.26	97.80	2.20
230	4.00	0.063	215.90	99.01	0.99
PAN			218.03	99.99	0.01

PHI(5): 2.27

PHI(16): 2.60

PHI(25): 2.69

PHI(50): 2.95

PHI(75): 3.25

PHI(84): 3.35

PHI(95): 3.49

SIEVE LOSS(g): 0.02

SILT/CLAY: 2.20%

SKEWNESS: -0.202

KURTOSIS: 0.898

GRAPHIC METHOD

MEAN (PHI): 2.93

SORTING: 0.38

MEAN (mm): 0.13

MEDIAN (mm): 0.13

NOTE: MEAN WAS CALCULATED USING 5 POINT METHOD

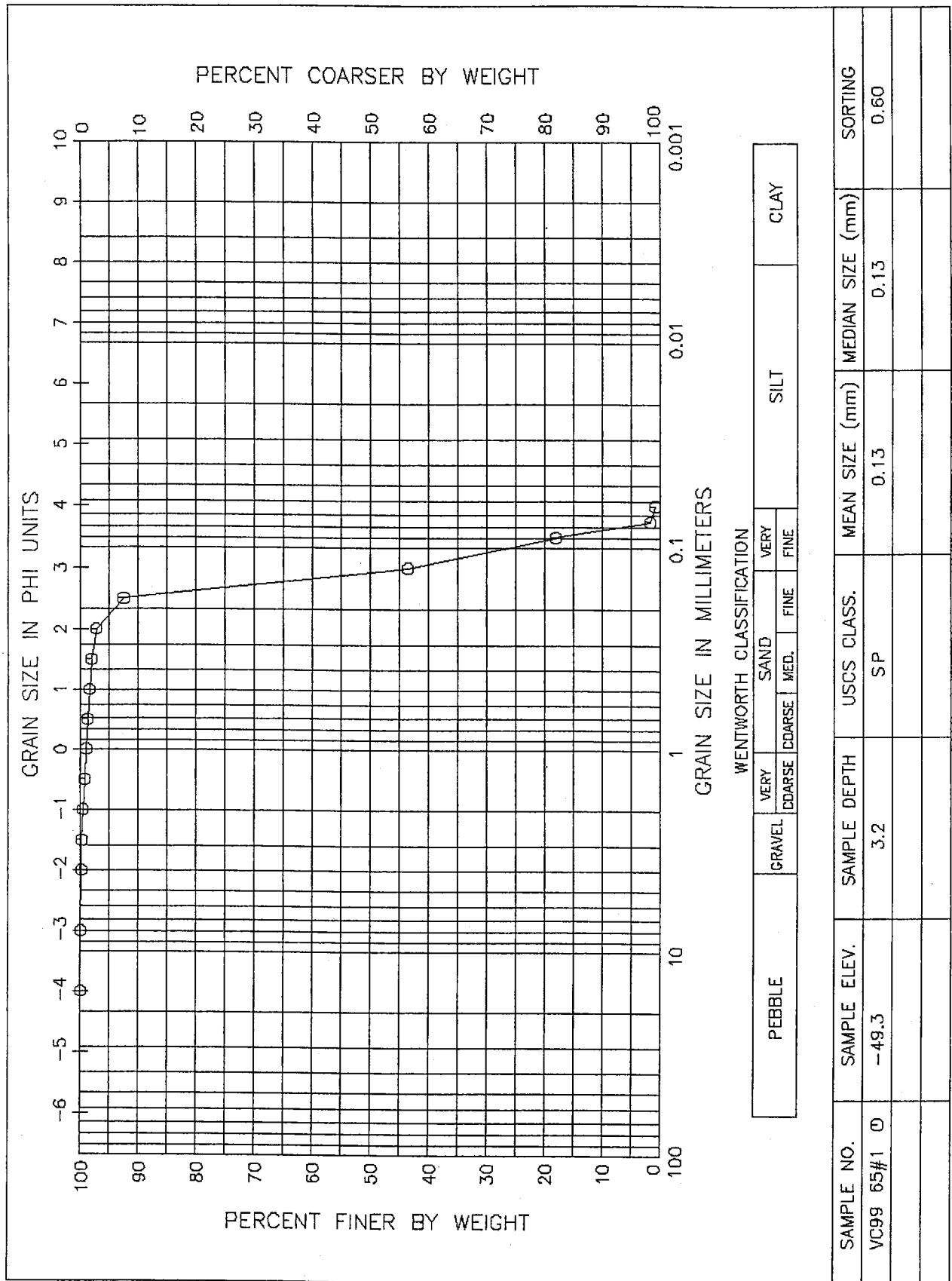
MOMENT METHOD

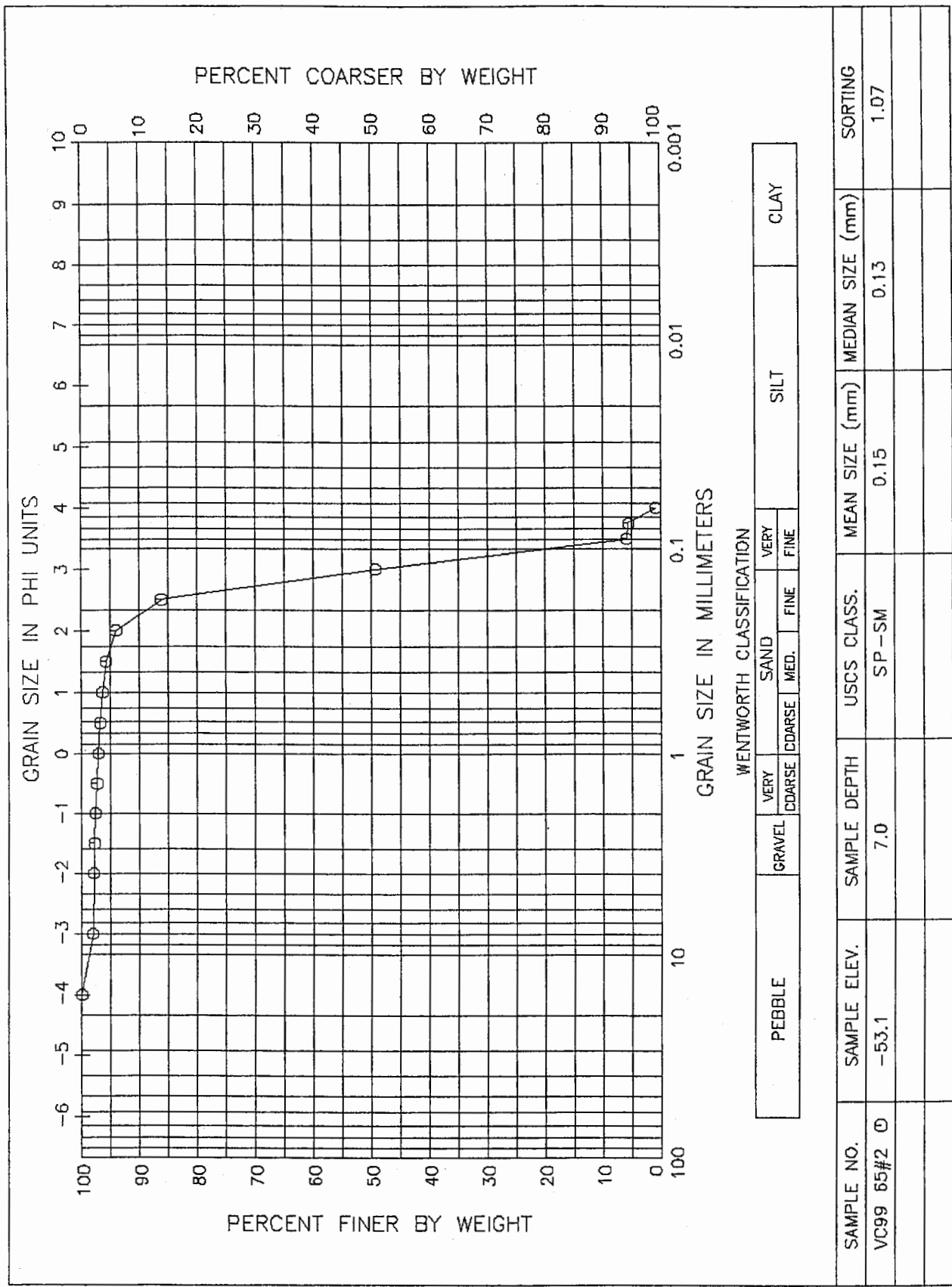
MEAN (PHI): 2.91

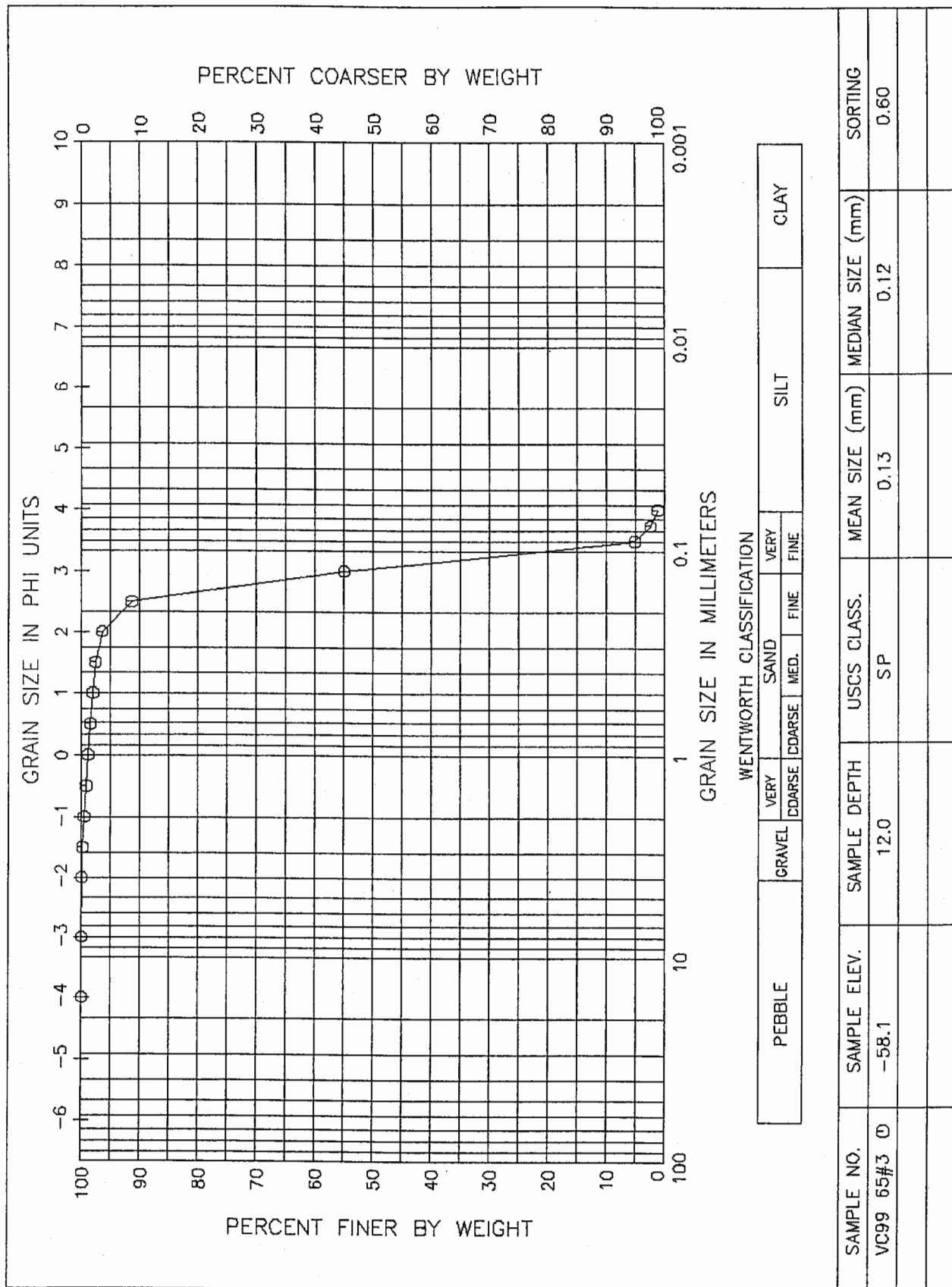
SORTING: 0.52

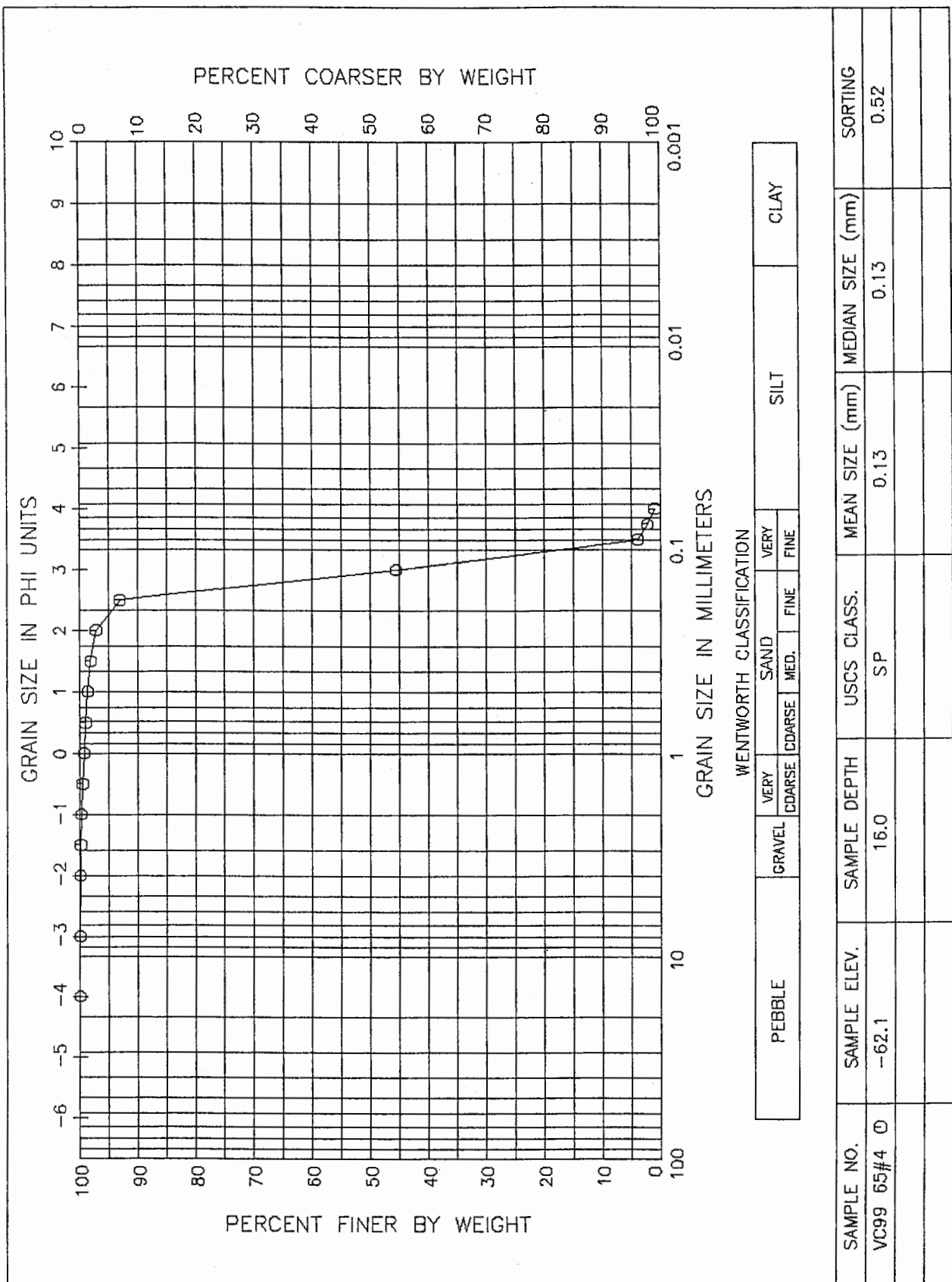
MEAN (mm): 0.13

DATA FILE NAME: VC99-65#4.TAB









GRAIN SIZE DISTRIBUTION CURVE
TOWN OF PALM BEACH