

GRADATION ANALYSIS REPORT

TOWN OF PALM BEACH

TESTED BY: RW ON: 5/20/1999

SAMPLE NO.: VC99 22#1

SAMPLE ELEV. (FT. NGVD): -46.7

SAMPLE DEPTH (FT.): 4.0

SAMPLE TYPE: CORE SAMPLE

USCS DESCRIPTION: SP

DRY SAMPLE WEIGHT (GRAMS): 106.17

SAMPLE WEIGHT AFTER WASH (GRAMS): 104.84

SIEVE SIZE	PHI SIZE	MESH SIZE (mm)	RETAINED (GRAMS)	RETAINED (%)	PASSED (%)
5/8	-4.00	16.000	0.00	0.00	100.00
5/16	-3.00	8.000	0.00	0.00	100.00
5	-2.00	4.000	0.00	0.00	100.00
7	-1.50	2.800	0.02	0.02	99.98
10	-1.00	2.000	0.08	0.08	99.92
14	-0.50	1.400	0.19	0.18	99.82
18	0.00	1.000	0.35	0.33	99.67
25	0.50	0.710	0.57	0.54	99.46
35	1.00	0.500	1.10	1.04	98.96
45	1.50	0.355	1.95	1.84	98.16
60	2.00	0.250	5.23	4.93	95.07
80	2.50	0.180	16.34	15.39	84.61
120	3.00	0.125	66.36	62.50	37.50
170	3.50	0.090	104.16	98.11	1.89
200	3.75	0.075	104.67	98.59	1.41
230	4.00	0.063	105.40	99.27	0.73
PAN			106.14	99.97	0.03

PHI(5): 2.00

PHI(16): 2.51

PHI(25): 2.60

PHI(50): 2.87

PHI(75): 3.18

PHI(84): 3.30

PHI(95): 3.46

SIEVE LOSS(g): 0.03

SILT/CLAY: 1.41%

SKEWNESS: -0.345

KURTOSIS: 1.038

GRAPHIC METHOD

MEAN (PHI): 2.83

SORTING: 0.40

MEAN (mm): 0.14

MEDIAN (mm): 0.14

NOTE: MEAN WAS CALCULATED USING 5 POINT METHOD

MOMENT METHOD

MEAN (PHI): 2.82

SORTING: 0.50

MEAN (mm): 0.14

DATA FILE NAME: VC99-22#1.TAB

GRADATION ANALYSIS REPORT

TOWN OF PALM BEACH

TESTED BY: RW ON: 5/20/1999

SAMPLE NO.: VC99 22#2

SAMPLE ELEV. (FT. NGVD): -49.7

SAMPLE DEPTH (FT.): 7.0

SAMPLE TYPE: CORE SAMPLE

USCS DESCRIPTION: SP

DRY SAMPLE WEIGHT (GRAMS): 90.01

SAMPLE WEIGHT AFTER WASH (GRAMS): 88.84

SIEVE SIZE	PHI SIZE	MESH SIZE (mm)	RETAINED (GRAMS)	RETAINED (%)	PASSED (%)
5/8	-4.00	16.000	0.00	0.00	100.00
5/16	-3.00	8.000	0.00	0.00	100.00
5	-2.00	4.000	0.02	0.02	99.98
7	-1.50	2.800	2.31	2.57	97.43
10	-1.00	2.000	2.34	2.60	97.40
14	-0.50	1.400	2.38	2.64	97.36
18	0.00	1.000	2.44	2.71	97.29
25	0.50	0.710	2.62	2.91	97.09
35	1.00	0.500	3.10	3.44	96.56
45	1.50	0.355	4.25	4.72	95.28
60	2.00	0.250	8.02	8.91	91.09
80	2.50	0.180	24.20	26.89	73.11
120	3.00	0.125	70.10	77.88	22.12
170	3.50	0.090	88.07	97.84	2.16
200	3.75	0.075	88.73	98.58	1.42
230	4.00	0.063	89.39	99.31	0.69
PAN			90.01	100.00	0.00

PHI (5): 1.53	PHI (16): 2.20	PHI (25): 2.45
PHI (50): 2.73	PHI (75): 2.97	PHI (84): 3.15
PHI (95): 3.43		

SIEVE LOSS (g): 0.00	SILT/CLAY: 1.42%
SKEWNESS: -0.514	KURTOSIS: 1.482

GRAPHIC METHOD

MEAN (PHI): 2.61 SORTING: 0.48

MEAN (mm): 0.16 MEDIAN (mm): 0.15

NOTE: MEAN WAS CALCULATED USING 5 POINT METHOD

MOMENT METHOD

MEAN (PHI): 2.58 SORTING: 0.85

MEAN (mm): 0.17

DATA FILE NAME: VC99-22#2.TAB

GRADATION ANALYSIS REPORT

TOWN OF PALM BEACH

TESTED BY: RW ON: 5/20/1999

SAMPLE NO.: VC99 22#3

SAMPLE ELEV. (FT. NGVD): -52.4

SAMPLE DEPTH (FT.): 9.7

SAMPLE TYPE: CORE SAMPLE

USCS DESCRIPTION: SP

DRY SAMPLE WEIGHT (GRAMS): 91.39

SAMPLE WEIGHT AFTER WASH (GRAMS): 90.56

SIEVE SIZE	PHI SIZE	MESH SIZE (mm)	RETAINED (GRAMS)	RETAINED (%)	PASSED (%)
5/8	-4.00	16.000	0.00	0.00	100.00
5/16	-3.00	8.000	0.00	0.00	100.00
5	-2.00	4.000	0.00	0.00	100.00
7	-1.50	2.800	0.08	0.09	99.91
10	-1.00	2.000	0.43	0.47	99.53
14	-0.50	1.400	1.38	1.51	98.49
18	0.00	1.000	3.44	3.76	96.24
25	0.50	0.710	9.05	9.90	90.10
35	1.00	0.500	25.03	27.39	72.61
45	1.50	0.355	40.77	44.61	55.39
60	2.00	0.250	56.86	62.22	37.78
80	2.50	0.180	70.47	77.11	22.89
120	3.00	0.125	85.19	93.22	6.78
170	3.50	0.090	90.32	98.83	1.17
200	3.75	0.075	90.44	98.96	1.04
230	4.00	0.063	90.90	99.47	0.53
PAN			91.35	99.96	0.04

PHI(5): 0.10

PHI(16): 0.67

PHI(25): 0.93

PHI(50): 1.65

PHI(75): 2.43

PHI(84): 2.71

PHI(95): 3.16

SIEVE LOSS(g): 0.04

SILT/CLAY: 1.04%

SKEWNESS: -0.023

KURTOSIS: 0.837

GRAPHIC METHOD

MEAN (PHI): 1.66

SORTING: 1.02

MEAN (mm): 0.32

MEDIAN (mm): 0.32

NOTE: MEAN WAS CALCULATED USING 5 POINT METHOD

MOMENT METHOD

MEAN (PHI): 1.64

SORTING: 0.95

MEAN (mm): 0.32

DATA FILE NAME: VC99-22#3.TAB

GRADATION ANALYSIS REPORT

TOWN OF PALM BEACH

TESTED BY: RW ON: 5/20/1999

SAMPLE NO.: VC99 22#4

SAMPLE ELEV. (FT. NGVD): -56.7

SAMPLE DEPTH (FT.): 14.0

SAMPLE TYPE: CORE SAMPLE

USCS DESCRIPTION: SP

DRY SAMPLE WEIGHT (GRAMS): 90.79

SAMPLE WEIGHT AFTER WASH (GRAMS): 89.21

SIEVE SIZE	PHI SIZE	MESH SIZE (mm)	RETAINED (GRAMS)	RETAINED (%)	PASSED (%)
5/8	-4.00	16.000	0.00	0.00	100.00
5/16	-3.00	8.000	0.00	0.00	100.00
5	-2.00	4.000	0.00	0.00	100.00
7	-1.50	2.800	0.14	0.15	99.85
10	-1.00	2.000	0.24	0.26	99.74
14	-0.50	1.400	0.41	0.45	99.55
18	0.00	1.000	0.66	0.73	99.27
25	0.50	0.710	1.28	1.41	98.59
35	1.00	0.500	1.66	1.83	98.17
45	1.50	0.355	4.29	4.73	95.27
60	2.00	0.250	8.61	9.48	90.52
80	2.50	0.180	18.45	20.32	79.68
120	3.00	0.125	56.23	61.93	38.07
170	3.50	0.090	87.62	96.51	3.49
200	3.75	0.075	89.05	98.08	1.92
230	4.00	0.063	89.84	98.95	1.05
PAN			90.78	99.99	0.01

PHI (5): 1.53	PHI (16): 2.30	PHI (25): 2.56
PHI (50): 2.86	PHI (75): 3.19	PHI (84): 3.32
PHI (95): 3.48		

SIEVE LOSS (g): 0.01	SILT/CLAY: 1.92%
SKEWNESS: -0.693	KURTOSIS: 1.263

GRAPHIC METHOD

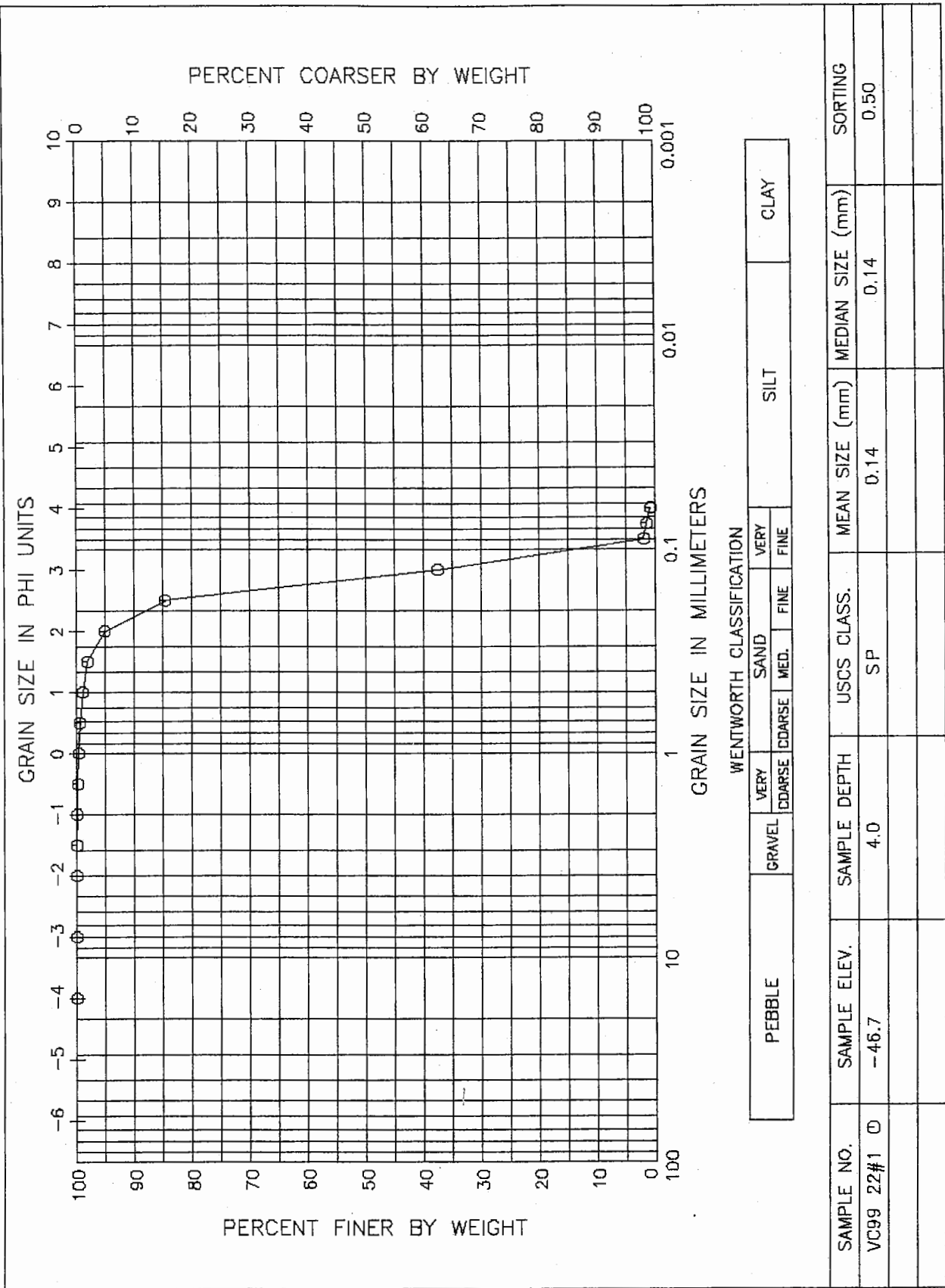
MEAN (PHI): 2.70	SORTING: 0.51
MEAN (mm): 0.15	MEDIAN (mm): 0.14

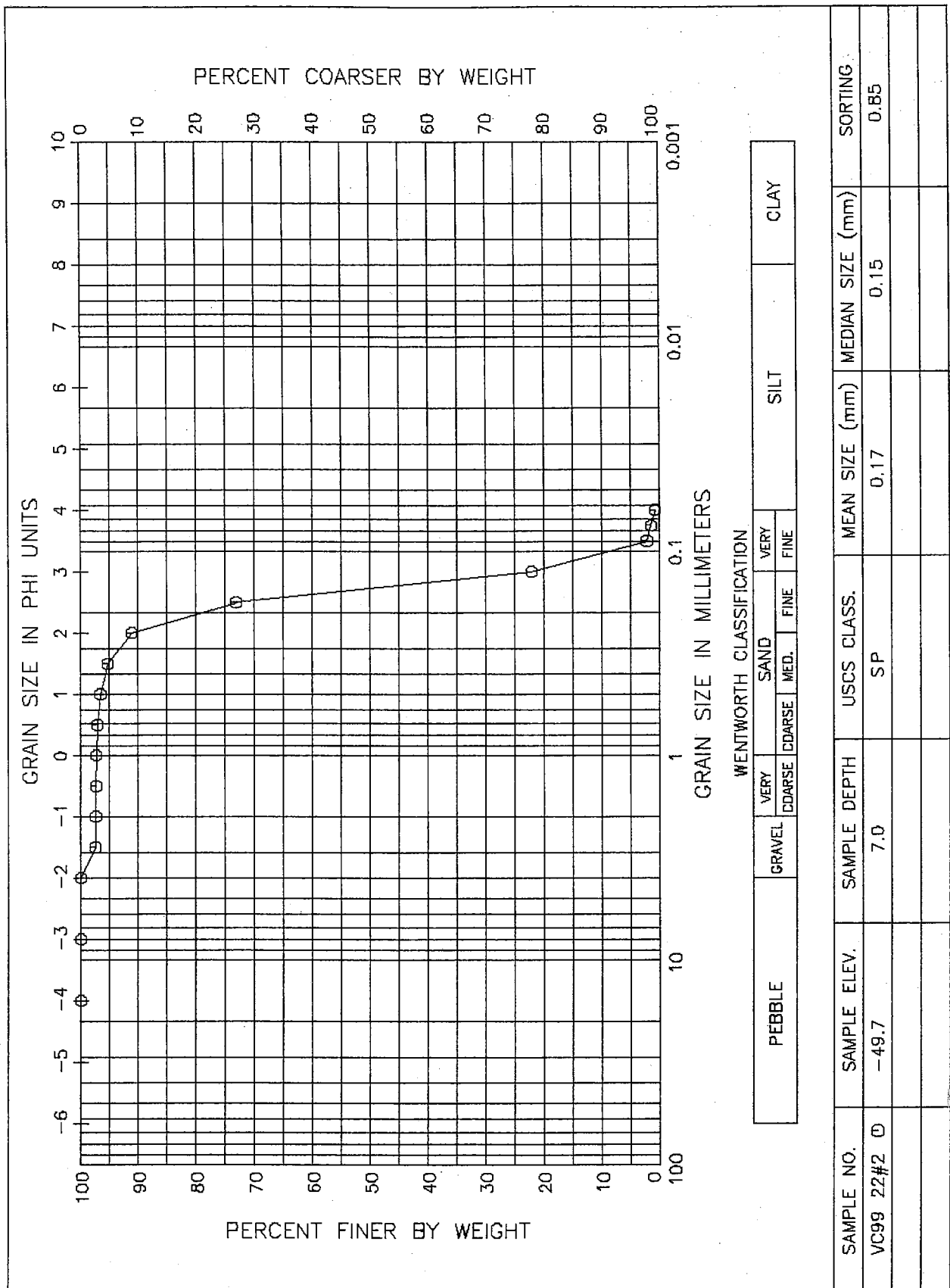
NOTE: MEAN WAS CALCULATED USING 5 POINT METHOD

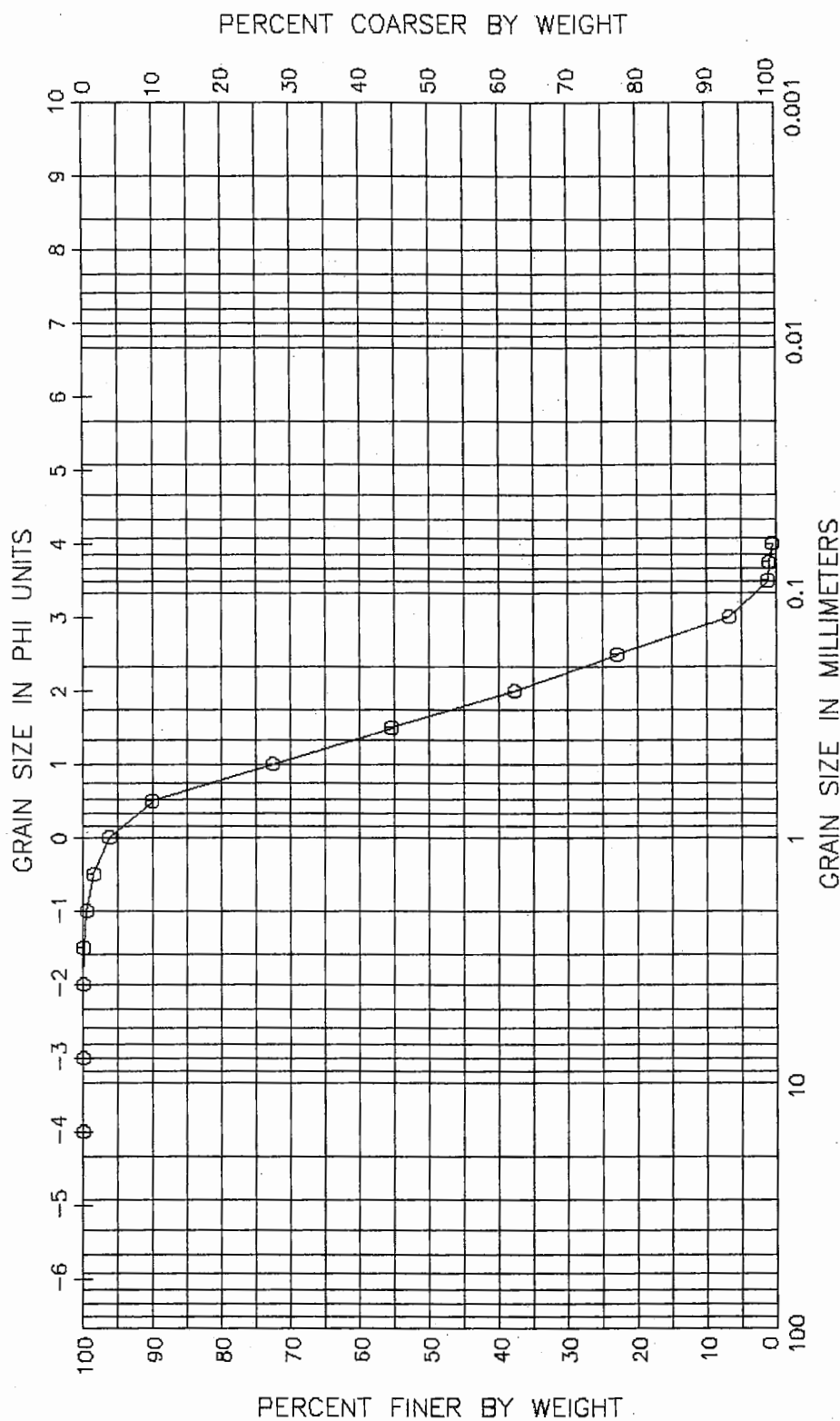
MOMENT METHOD

MEAN (PHI): 2.75	SORTING: 0.64
MEAN (mm): 0.15	

DATA FILE NAME: VC99-22#4.TAB







SAMPLE NO.	SAMPLE ELEV.	SAMPLE DEPTH	USCS CLASS.	MEAN SIZE (mm)	MEDIAN SIZE (mm)	SORTING
VC99 22#3 0	-52.4	9.7	SP	0.32	0.32	0.95

GRAIN SIZE DISTRIBUTION CURVE
TOWN OF PALM BEACH

