

GRADATION ANALYSIS REPORT

TOWN OF PALM BEACH

TESTED BY: RW ON: 5/12/99

SAMPLE NO.: VC99 18#1

SAMPLE ELEV. (FT. NGVD): -34.0

SAMPLE DEPTH (FT.): 0.7

SAMPLE TYPE: CORE SAMPLE

USCS DESCRIPTION: SP

DRY SAMPLE WEIGHT (GRAMS): 90.39

SAMPLE WEIGHT AFTER WASH (GRAMS): 89.15

SIEVE SIZE	PHI SIZE	MESH SIZE (mm)	RETAINED (GRAMS)	RETAINED (%)	PASSED (%)
5/8	-4.00	16.000	0.00	0.00	100.00
5/16	-3.00	8.000	0.00	0.00	100.00
5	-2.00	4.000	0.00	0.00	100.00
7	-1.50	2.800	0.00	0.00	100.00
10	-1.00	2.000	0.16	0.18	99.82
14	-0.50	1.400	0.43	0.48	99.52
18	0.00	1.000	0.76	0.84	99.16
25	0.50	0.710	1.08	1.19	98.81
35	1.00	0.500	2.63	2.91	97.09
45	1.50	0.355	4.06	4.49	95.51
60	2.00	0.250	7.25	8.02	91.98
80	2.50	0.180	13.80	15.27	84.73
120	3.00	0.125	48.10	53.21	46.79
170	3.50	0.090	87.63	96.95	3.05
200	3.75	0.075	88.61	98.03	1.97
230	4.00	0.063	89.70	99.24	0.76
PAN			90.35	99.96	0.04

PHI (5): 1.57	PHI (16): 2.51	PHI (25): 2.63
PHI (50): 2.96	PHI (75): 3.25	PHI (84): 3.35
PHI (95): 3.48		

SIEVE LOSS (g): 0.04	SILT/CLAY: 1.97%
SKEWNESS: -1.028	KURTOSIS: 1.258

GRAPHIC METHOD

MEAN (PHI): 2.77	SORTING: 0.42
MEAN (mm): 0.15	MEDIAN (mm): 0.13
NOTE: MEAN WAS CALCULATED USING 5 POINT METHOD	

MOMENT METHOD

MEAN (PHI): 2.83	SORTING: 0.64
MEAN (mm): 0.14	

DATA FILE NAME: VC99-18#1.TAB

GRADATION ANALYSIS REPORT

TOWN OF PALM BEACH

TESTED BY: RW ON: 5/20/1999

SAMPLE NO.: VC99 18#2
SAMPLE ELEV. (FT. NGVD): -35.0
SAMPLE DEPTH (FT.): 1.7
SAMPLE TYPE: CORE SAMPLE

USCS DESCRIPTION: SP

DRY SAMPLE WEIGHT (GRAMS): 92.80
SAMPLE WEIGHT AFTER WASH (GRAMS): 92.08

SIEVE SIZE	PHI SIZE	MESH SIZE (mm)	RETAINED (GRAMS)	RETAINED (%)	PASSED (%)
5/8	-4.00	16.000	0.00	0.00	100.00
5/16	-3.00	8.000	0.00	0.00	100.00
5	-2.00	4.000	0.73	0.79	99.21
7	-1.50	2.800	2.30	2.48	97.52
10	-1.00	2.000	5.05	5.44	94.56
14	-0.50	1.400	9.56	10.30	89.70
18	0.00	1.000	13.91	14.99	85.01
25	0.50	0.710	21.97	23.67	76.33
35	1.00	0.500	35.17	37.90	62.10
45	1.50	0.355	50.74	54.68	45.32
60	2.00	0.250	64.17	69.15	30.85
80	2.50	0.180	72.15	77.75	22.25
120	3.00	0.125	83.38	89.85	10.15
170	3.50	0.090	91.49	98.59	1.41
200	3.75	0.075	92.01	99.15	0.85
230	4.00	0.063	92.40	99.57	0.43
PAN			92.77	99.97	0.03

PHI(5): -1.07 PHI(16): 0.06 PHI(25): 0.55
PHI(50): 1.36 PHI(75): 2.34 PHI(84): 2.76
PHI(95): 3.29

SIEVE LOSS(g): 0.03 SILT/CLAY: 0.85%
SKEWNESS: -0.186 KURTOSIS: 0.998

GRAPHIC METHOD

MEAN (PHI): 1.28 SORTING: 1.35
MEAN (mm): 0.41 MEDIAN (mm): 0.39

NOTE: MEAN WAS CALCULATED USING 5 POINT METHOD

MOMENT METHOD

MEAN (PHI): 1.31 SORTING: 1.30
MEAN (mm): 0.40

DATA FILE NAME: VC99-18#2.TAB

GRADATION ANALYSIS REPORT

TOWN OF PALM BEACH

TESTED BY: RW ON: 5/20/1999

SAMPLE NO.: VC99 18#3
SAMPLE ELEV. (FT. NGVD): -36.8
SAMPLE DEPTH (FT.): 3.5
SAMPLE TYPE: CORE SAMPLE

USCS DESCRIPTION: SP

DRY SAMPLE WEIGHT (GRAMS): 81.93
SAMPLE WEIGHT AFTER WASH (GRAMS): 80.99

SIEVE SIZE	PHI SIZE	MESH SIZE (mm)	RETAINED (GRAMS)	RETAINED (%)	PASSED (%)
5/8	-4.00	16.000	0.00	0.00	100.00
5/16	-3.00	8.000	0.00	0.00	100.00
5	-2.00	4.000	0.00	0.00	100.00
7	-1.50	2.800	0.01	0.01	99.99
10	-1.00	2.000	0.07	0.09	99.91
14	-0.50	1.400	0.16	0.20	99.80
18	0.00	1.000	1.39	1.70	98.30
25	0.50	0.710	3.51	4.28	95.72
35	1.00	0.500	7.54	9.20	90.80
45	1.50	0.355	12.12	14.79	85.21
60	2.00	0.250	17.85	21.79	78.21
80	2.50	0.180	29.10	35.52	64.48
120	3.00	0.125	69.10	84.34	15.66
170	3.50	0.090	75.13	91.70	8.30
200	3.75	0.075	80.45	98.19	1.81
230	4.00	0.063	81.44	99.40	0.60
PAN			81.92	99.99	0.01

PHI(5): 0.57 PHI(16): 1.59 PHI(25): 2.12
PHI(50): 2.65 PHI(75): 2.90 PHI(84): 3.00
PHI(95): 3.63

SIEVE LOSS(g): 0.01 SILT/CLAY: 1.81%
SKEWNESS: -0.778 KURTOSIS: 1.590

GRAPHIC METHOD

MEAN (PHI): 2.29 SORTING: 0.71
MEAN (mm): 0.21 MEDIAN (mm): 0.16
NOTE: MEAN WAS CALCULATED USING 5 POINT METHOD

MOMENT METHOD

MEAN (PHI): 2.42 SORTING: 0.85
MEAN (mm): 0.19

DATA FILE NAME: VC99-18#3.TAB

GRADATION ANALYSIS REPORT

TOWN OF PALM BEACH

TESTED BY: RW ON: 5/20/1999

SAMPLE NO.: VC99 18#4

SAMPLE ELEV. (FT. NGVD): -38.9

SAMPLE DEPTH (FT.): 5.6

SAMPLE TYPE: CORE SAMPLE

USCS DESCRIPTION: SP

DRY SAMPLE WEIGHT (GRAMS): 96.72

SAMPLE WEIGHT AFTER WASH (GRAMS): 95.53

SIEVE SIZE	PHI SIZE	MESH SIZE (mm)	RETAINED (GRAMS)	RETAINED (%)	PASSED (%)
5/8	-4.00	16.000	0.00	0.00	100.00
5/16	-3.00	8.000	0.00	0.00	100.00
5	-2.00	4.000	0.53	0.55	99.45
7	-1.50	2.800	1.00	1.03	98.97
10	-1.00	2.000	1.82	1.88	98.12
14	-0.50	1.400	3.09	3.19	96.81
18	0.00	1.000	3.20	3.31	96.69
25	0.50	0.710	3.41	3.53	96.47
35	1.00	0.500	3.93	4.06	95.94
45	1.50	0.355	4.81	4.97	95.03
60	2.00	0.250	7.63	7.89	92.11
80	2.50	0.180	13.52	13.98	86.02
120	3.00	0.125	44.40	45.91	54.09
170	3.50	0.090	92.56	95.70	4.30
200	3.75	0.075	95.17	98.40	1.60
230	4.00	0.063	96.07	99.32	0.68
PAN			96.70	99.98	0.02

PHI (5): 1.50

PHI (16): 2.53

PHI (25): 2.67

PHI (50): 3.04

PHI (75): 3.29

PHI (84): 3.38

PHI (95): 3.49

SIEVE LOSS (g): 0.02

SILT/CLAY: 1.60%

SKEWNESS: -1.275

KURTOSIS: 1.315

GRAPHIC METHOD

MEAN (PHI): 2.79

SORTING: 0.43

MEAN (mm): 0.14

MEDIAN (mm): 0.12

NOTE: MEAN WAS CALCULATED USING 5 POINT METHOD

MOMENT METHOD

MEAN (PHI): 2.81

SORTING: 0.90

MEAN (mm): 0.14

DATA FILE NAME: VC99-18#4.TAB

GRADATION ANALYSIS REPORT

TOWN OF PALM BEACH

TESTED BY: RW

ON: 5/20/1999

SAMPLE NO.: VC99 18#5

SAMPLE ELEV. (FT. NGVD): -39.8

SAMPLE DEPTH (FT.): 6.5

SAMPLE TYPE: CORE SAMPLE

USCS DESCRIPTION: SP

DRY SAMPLE WEIGHT (GRAMS): 97.03

SAMPLE WEIGHT AFTER WASH (GRAMS): 96.19

SIEVE SIZE	PHI SIZE	MESH SIZE (mm)	RETAINED (GRAMS)	RETAINED (%)	PASSED (%)
5/8	-4.00	16.000	0.00	0.00	100.00
5/16	-3.00	8.000	0.46	0.47	99.53
5	-2.00	4.000	1.40	1.44	98.56
7	-1.50	2.800	2.62	2.70	97.30
10	-1.00	2.000	4.93	5.08	94.92
14	-0.50	1.400	9.36	9.65	90.35
18	0.00	1.000	14.78	15.23	84.77
25	0.50	0.710	24.94	25.70	74.30
35	1.00	0.500	42.35	43.65	56.35
45	1.50	0.355	54.61	56.28	43.72
60	2.00	0.250	66.06	68.08	31.92
80	2.50	0.180	74.87	77.16	22.84
120	3.00	0.125	88.67	91.38	8.62
170	3.50	0.090	95.96	98.90	1.10
200	3.75	0.075	96.12	99.06	0.94
230	4.00	0.063	96.59	99.55	0.45
PAN			97.03	100.00	0.00

PHI (5): -1.02

PHI (16): 0.04

PHI (25): 0.47

PHI (50): 1.25

PHI (75): 2.38

PHI (84): 2.74

PHI (95): 3.24

SIEVE LOSS(g): 0.00

SILT/CLAY: 0.94%

SKEWNESS: -0.103

KURTOSIS: 0.911

GRAPHIC METHOD

MEAN (PHI): 1.25

SORTING: 1.35

MEAN (mm): 0.42

MEDIAN (mm): 0.42

NOTE: MEAN WAS CALCULATED USING 5 POINT METHOD

MOMENT METHOD

MEAN (PHI): 1.25

SORTING: 1.32

MEAN (mm): 0.42

DATA FILE NAME: VC99-18#5.TAB

GRADATION ANALYSIS REPORT

TOWN OF PALM BEACH

TESTED BY: RW ON: 5/20/1999

SAMPLE NO.: VC99 18#6
SAMPLE ELEV. (FT. NGVD): -45.8
SAMPLE DEPTH (FT.): 12.5
SAMPLE TYPE: CORE SAMPLE

USCS DESCRIPTION: SP

DRY SAMPLE WEIGHT (GRAMS): 87.92
SAMPLE WEIGHT AFTER WASH (GRAMS): 86.74

SIEVE SIZE	PHI SIZE	MESH SIZE (mm)	RETAINED (GRAMS)	RETAINED (%)	PASSED (%)
5/8	-4.00	16.000	0.00	0.00	100.00
5/16	-3.00	8.000	0.00	0.00	100.00
5	-2.00	4.000	0.00	0.00	100.00
7	-1.50	2.800	0.00	0.00	100.00
10	-1.00	2.000	0.01	0.01	99.99
14	-0.50	1.400	0.03	0.03	99.97
18	0.00	1.000	0.10	0.11	99.89
25	0.50	0.710	0.22	0.25	99.75
35	1.00	0.500	0.42	0.48	99.52
45	1.50	0.355	1.85	2.10	97.90
60	2.00	0.250	2.14	2.43	97.57
80	2.50	0.180	8.55	9.72	90.28
120	3.00	0.125	45.50	51.75	48.25
170	3.50	0.090	85.22	96.93	3.07
200	3.75	0.075	86.54	98.43	1.57
230	4.00	0.063	87.13	99.10	0.90
PAN			87.92	100.00	0.00

PHI(5): 2.18 PHI(16): 2.57 PHI(25): 2.68
PHI(50): 2.98 PHI(75): 3.26 PHI(84): 3.36
PHI(95): 3.48

SIEVE LOSS(g): 0.00 SILT/CLAY: 1.57%
SKEWNESS: -0.388 KURTOSIS: 0.928

GRAPHIC METHOD

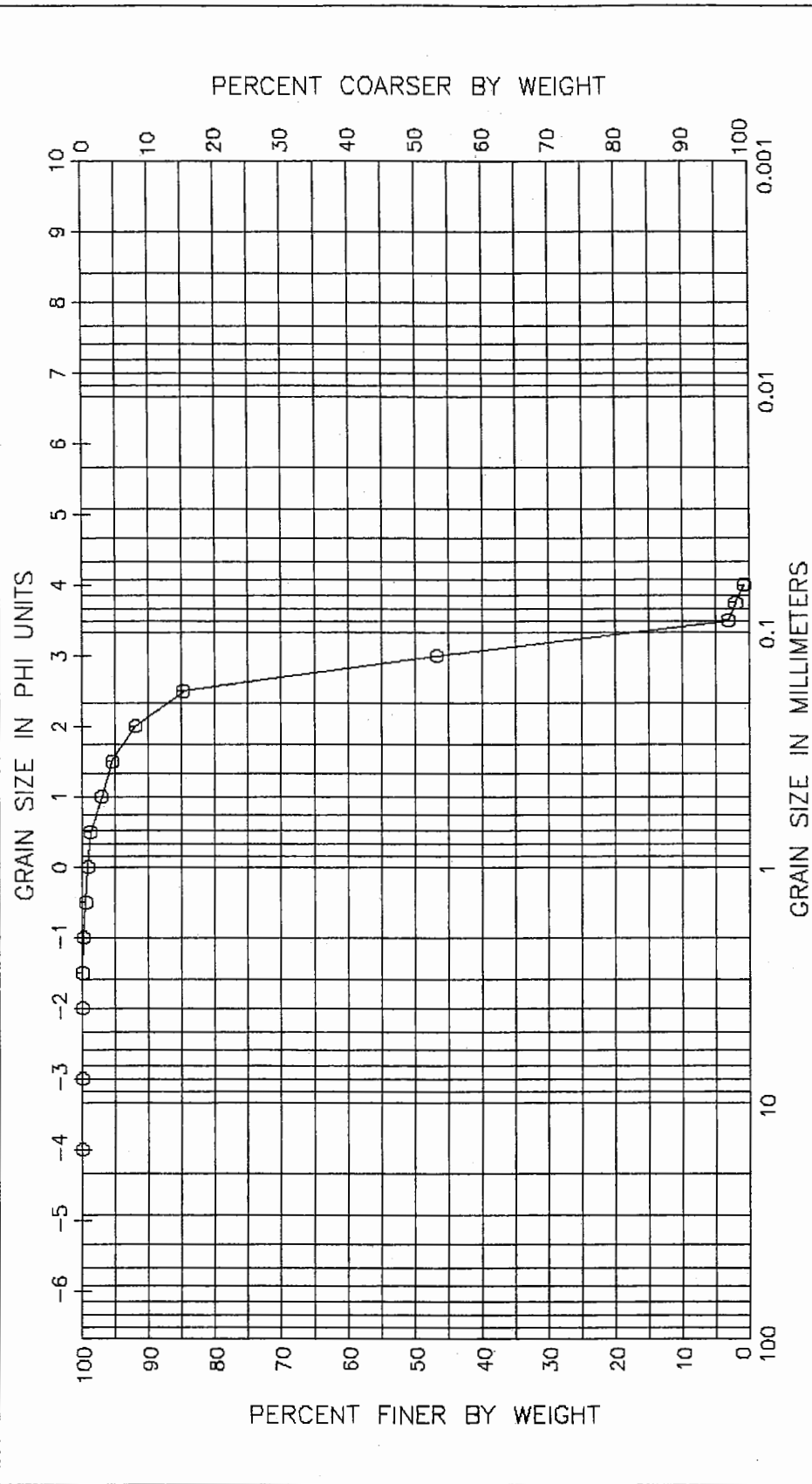
MEAN (PHI): 2.91 SORTING: 0.39
MEAN (mm): 0.13 MEDIAN (mm): 0.13

NOTE: MEAN WAS CALCULATED USING 5 POINT METHOD

MOMENT METHOD

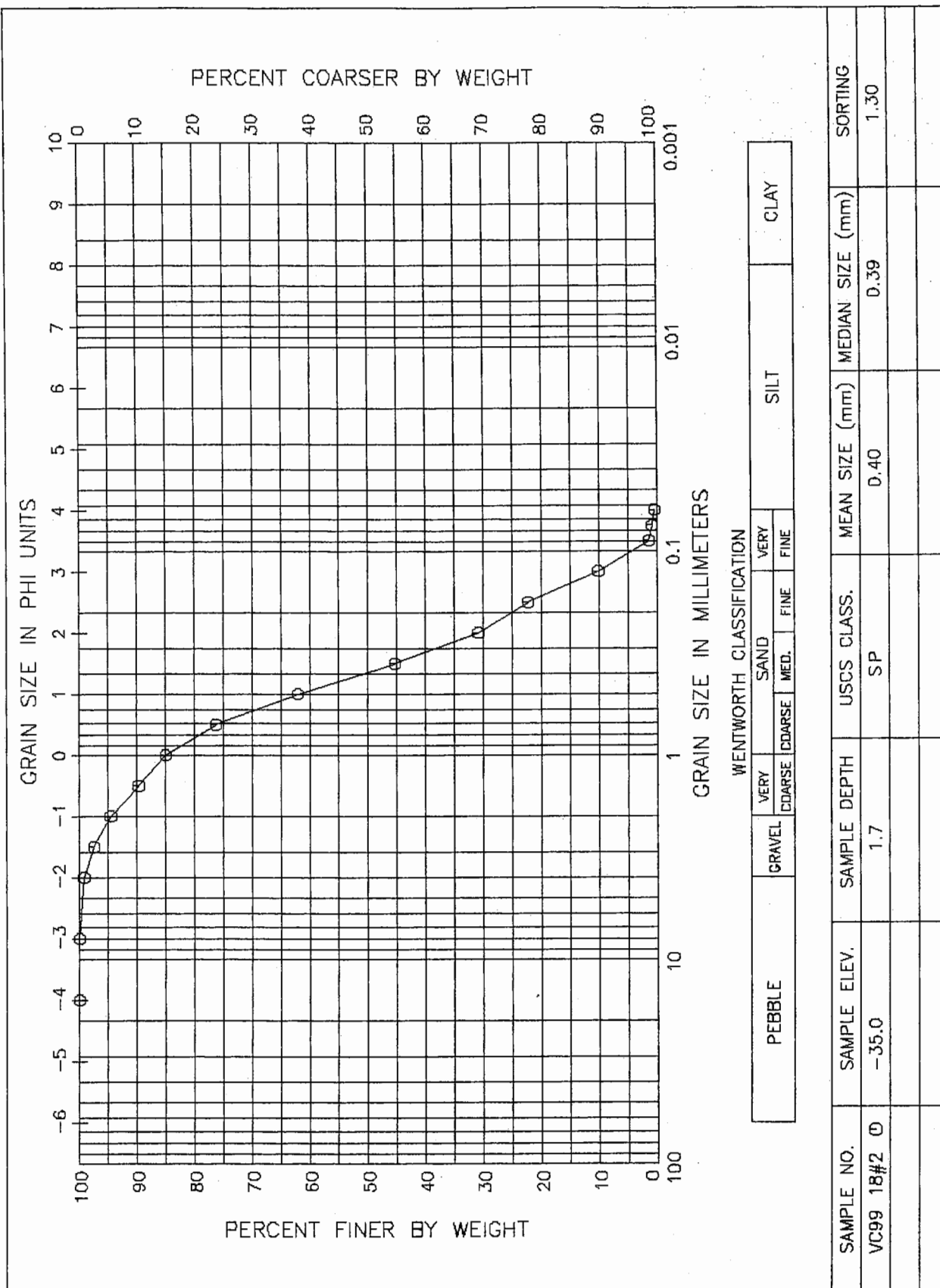
MEAN (PHI): 2.92 SORTING: 0.44
MEAN (mm): 0.13

DATA FILE NAME: VC99-18#6.TAB

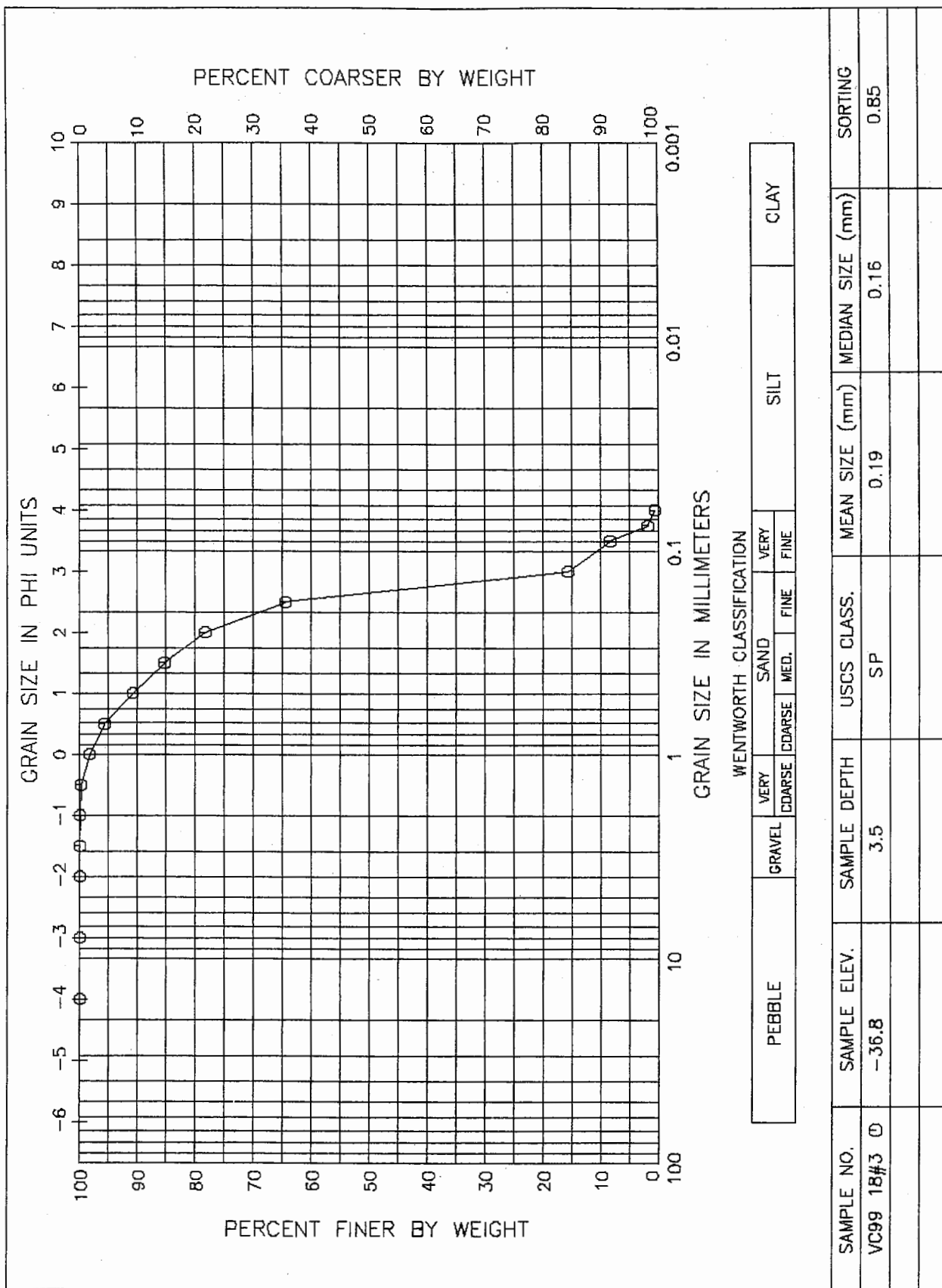


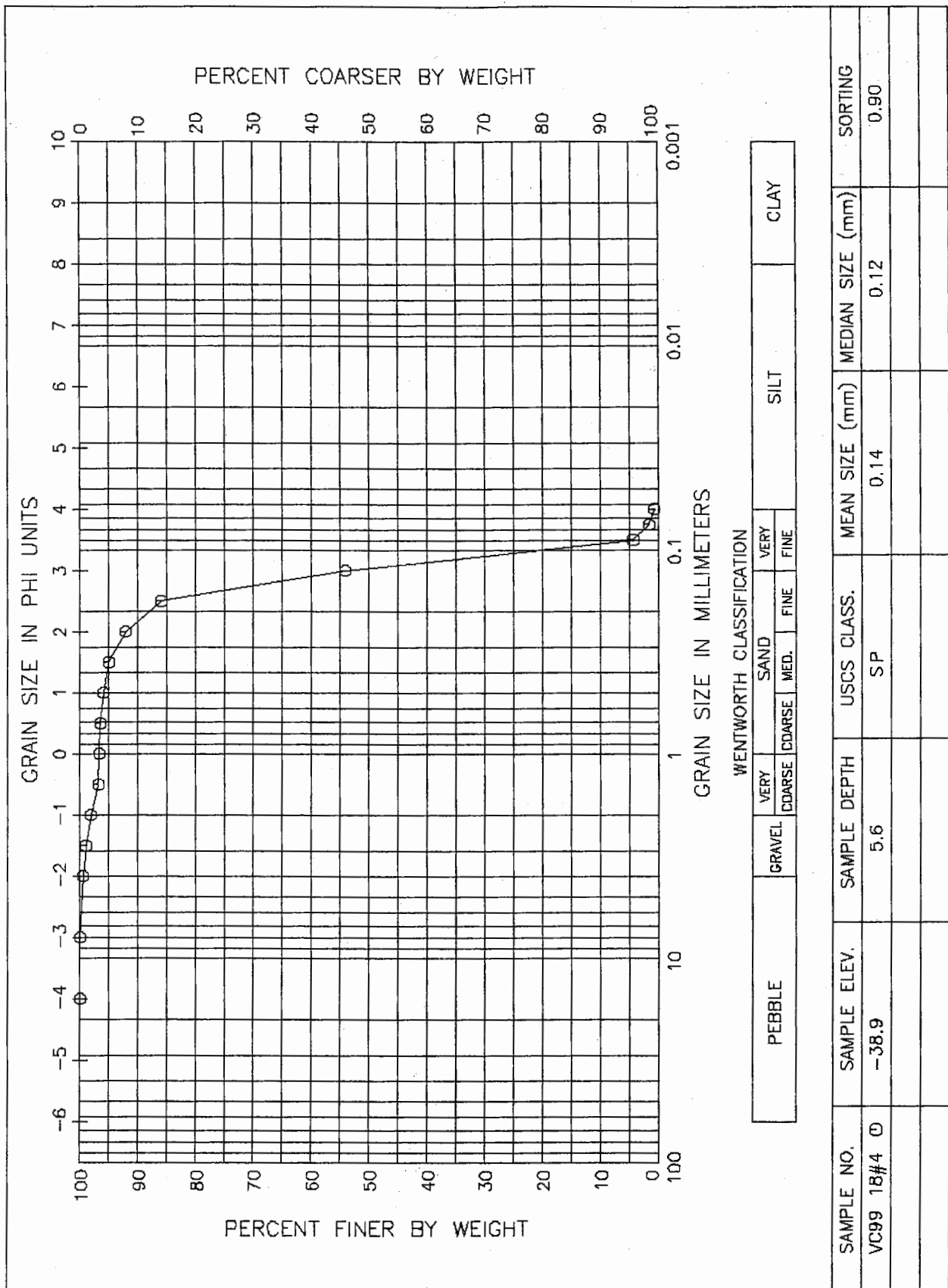
GRAIN SIZE DISTRIBUTION CURVE
TOWN OF PALM BEACH

SAMPLE NO.	SAMPLE ELEV.	SAMPLE DEPTH	USCS CLASS.	MEAN SIZE (mm)	MEDIAN SIZE (mm)	SORTING
VC99 1B#1 0	-34.0	0.7	SP	0.14	0.13	0.64

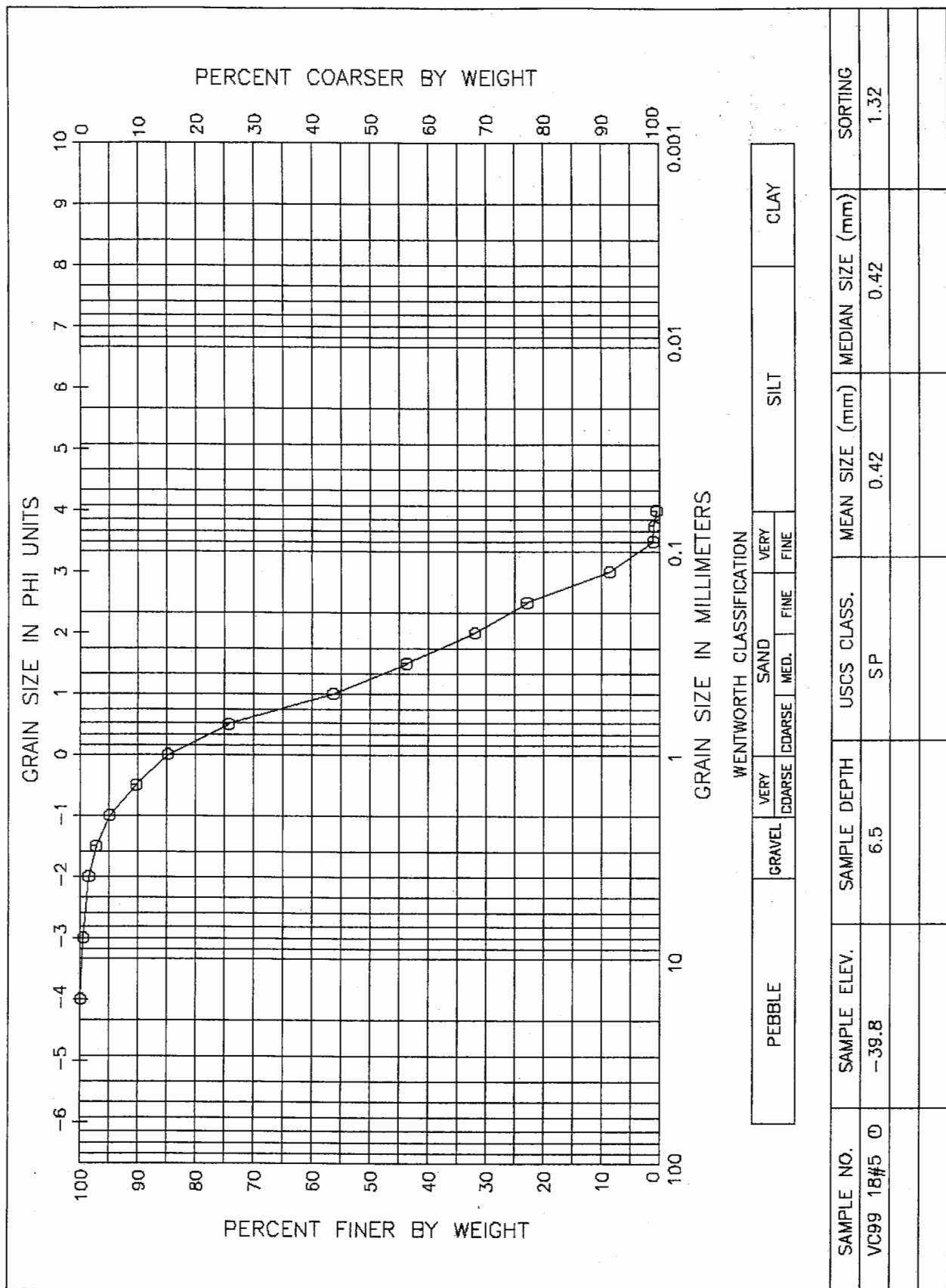


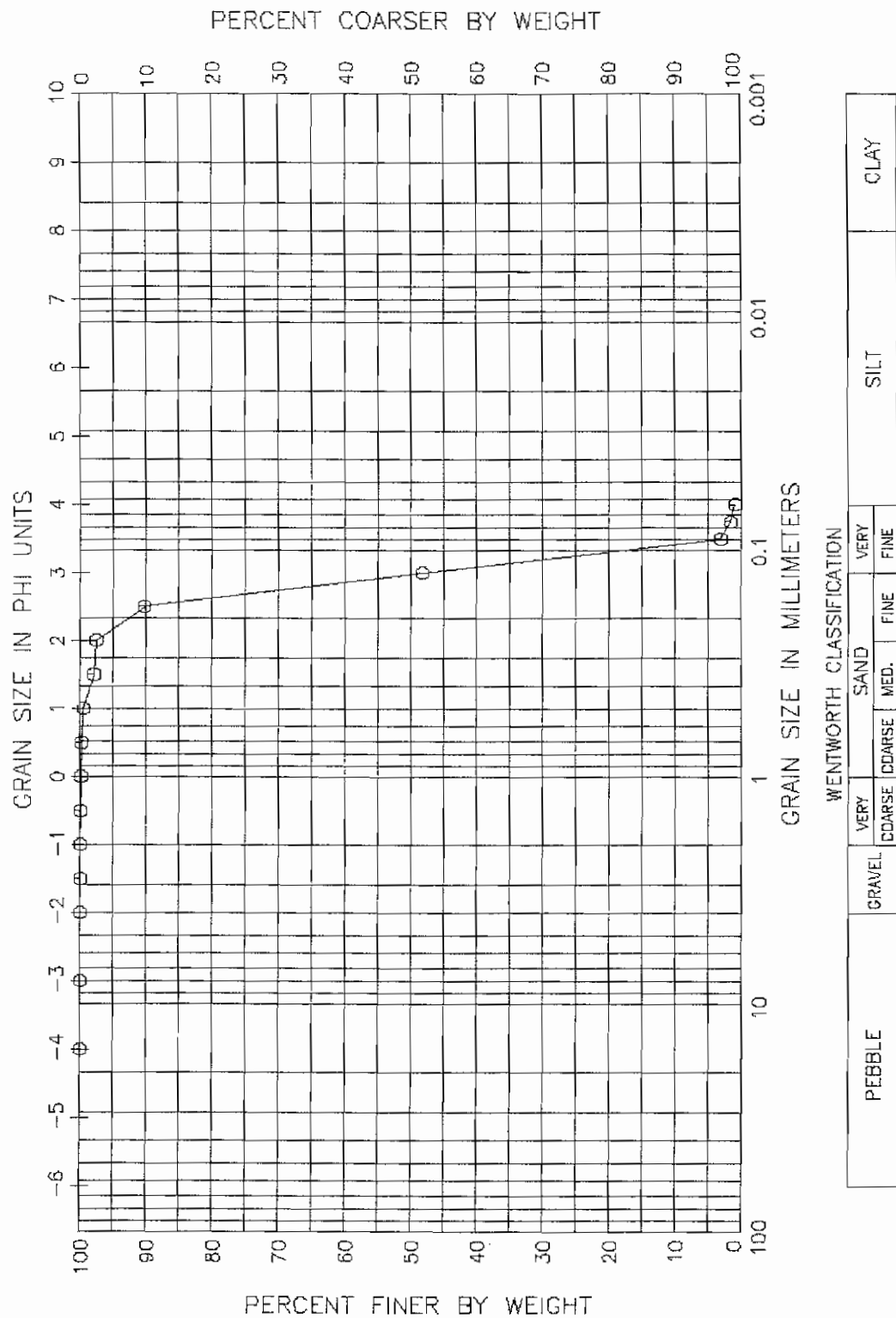
GRAIN SIZE DISTRIBUTION CURVE
TOWN OF PALM BEACH





GRAIN SIZE DISTRIBUTION CURVE
TOWN OF PALM BEACH





SAMPLE NO.	SAMPLE ELEV.	SAMPLE DEPTH	USCS CLASS.	MEAN SIZE (mm)	MEDIAN SIZE (mm)	SORTING
VC99 18#6	-45.8	12.5	SP	0.13	0.13	0.44

GRAIN SIZE DISTRIBUTION CURVE
TOWN OF PALM BEACH