

GRADATION ANALYSIS REPORT  
TOWN OF PALM BEACH  
TESTED BY: RW            ON: 7-19-99

SAMPLE NO.: VC99 42#1  
SAMPLE ELEV. (FT. NGVD): -47.6  
SAMPLE DEPTH (FT.): 3.0  
SAMPLE TYPE: CORE SAMPLE

USCS DESCRIPTION: SP

DRY SAMPLE WEIGHT (GRAMS): 157.42  
SAMPLE WEIGHT AFTER WASH (GRAMS): 155.35

SIEVE SIZE	PHI SIZE	MESH SIZE (mm)	RETAINED (GRAMS)	RETAINED (%)	PASSED (%)
5/8	-4.00	16.000	0.00	0.00	100.00
5/16	-3.00	8.000	0.00	0.00	100.00
5	-2.00	4.000	0.04	0.03	99.97
7	-1.50	2.800	0.15	0.10	99.90
10	-1.00	2.000	0.28	0.18	99.82
14	-0.50	1.400	0.49	0.31	99.69
18	0.00	1.000	0.81	0.51	99.49
25	0.50	0.710	1.24	0.79	99.21
35	1.00	0.500	1.93	1.23	98.77
45	1.50	0.355	2.89	1.84	98.16
60	2.00	0.250	5.10	3.24	96.76
80	2.50	0.180	16.15	10.26	89.74
120	3.00	0.125	102.59	65.17	34.83
170	3.50	0.090	153.28	97.37	2.63
200	3.75	0.075	154.99	98.46	1.54
230	4.00	0.063	156.32	99.30	0.70
PAN			157.42	100.00	0.00

PHI(5): 2.13            PHI(16): 2.55            PHI(25): 2.63  
PHI(50): 2.86            PHI(75): 3.15            PHI(84): 3.29  
PHI(95): 3.46

SIEVE LOSS(g): 0.00            SILT/CLAY: 1.54%  
SKEWNESS: -0.183            KURTOSIS: 1.058

GRAPHIC METHOD

MEAN (PHI): 2.86            SORTING: 0.37  
MEAN (mm): 0.14            MEDIAN (mm): 0.14  
NOTE: MEAN WAS CALCULATED USING 5 POINT METHOD

MOMENT METHOD

MEAN (PHI): 2.84            SORTING: 0.49  
MEAN (mm): 0.14

DATA FILE NAME: VC99-42#1.TAB

## GRADATION ANALYSIS REPORT

TOWN OF PALM BEACH

TESTED BY: RW

ON: 7-19-99

SAMPLE NO.: VC99 42#2

SAMPLE ELEV. (FT. NGVD): -52.6

SAMPLE DEPTH (FT.): 8.0

SAMPLE TYPE: CORE SAMPLE

USCS DESCRIPTION: SP

DRY SAMPLE WEIGHT (GRAMS): 206.99

SAMPLE WEIGHT AFTER WASH (GRAMS): 204.06

SIEVE SIZE	PHI SIZE	MESH SIZE (mm)	RETAINED (GRAMS)	RETAINED (%)	PASSED (%)
5/8	-4.00	16.000	0.00	0.00	100.00
5/16	-3.00	8.000	0.54	0.26	99.74
5	-2.00	4.000	0.57	0.28	99.72
7	-1.50	2.800	0.65	0.31	99.69
10	-1.00	2.000	0.79	0.38	99.62
14	-0.50	1.400	1.05	0.51	99.49
18	0.00	1.000	1.46	0.71	99.29
25	0.50	0.710	2.11	1.02	98.98
35	1.00	0.500	3.26	1.57	98.43
45	1.50	0.355	4.95	2.39	97.61
60	2.00	0.250	8.36	4.04	95.96
80	2.50	0.180	24.63	11.90	88.10
120	3.00	0.125	141.24	68.24	31.76
170	3.50	0.090	201.38	97.29	2.71
200	3.75	0.075	203.55	98.34	1.66
230	4.00	0.063	205.46	99.26	0.74
PAN			206.99	100.00	0.00

PHI (5): 2.06

PHI (16): 2.54

PHI (25): 2.62

PHI (50): 2.84

PHI (75): 3.12

PHI (84): 3.27

PHI (95): 3.46

SIEVE LOSS (g): 0.00

SILT/CLAY: 1.66%

SKEWNESS: -0.210

KURTOSIS: 1.147

## GRAPHIC METHOD

MEAN (PHI): 2.83

SORTING: 0.37

MEAN (mm): 0.14

MEDIAN (mm): 0.14

NOTE: MEAN WAS CALCULATED USING 5 POINT METHOD

## MOMENT METHOD

MEAN (PHI): 2.80

SORTING: 0.59

MEAN (mm): 0.14

DATA FILE NAME: VC99-42#2.TAB

## GRADATION ANALYSIS REPORT

TOWN OF PALM BEACH

TESTED BY: RW

ON: 7-19-99

SAMPLE NO.: VC99 42#3

SAMPLE ELEV. (FT. NGVD): -57.6

SAMPLE DEPTH (FT.): 13.0

SAMPLE TYPE: CORE SAMPLE

USCS DESCRIPTION: SP

DRY SAMPLE WEIGHT (GRAMS): 169.94

SAMPLE WEIGHT AFTER WASH (GRAMS): 167.47

SIEVE SIZE	PHI SIZE	MESH SIZE (mm)	RETAINED (GRAMS)	RETAINED (%)	PASSED (%)
5/8	-4.00	16.000	0.00	0.00	100.00
5/16	-3.00	8.000	0.00	0.00	100.00
5	-2.00	4.000	0.03	0.02	99.98
7	-1.50	2.800	0.09	0.05	99.95
10	-1.00	2.000	0.27	0.16	99.84
14	-0.50	1.400	0.48	0.28	99.72
18	0.00	1.000	0.99	0.58	99.42
25	0.50	0.710	2.12	1.25	98.75
35	1.00	0.500	3.78	2.22	97.78
45	1.50	0.355	5.86	3.45	96.55
60	2.00	0.250	10.51	6.18	93.82
80	2.50	0.180	26.67	15.69	84.31
120	3.00	0.125	104.32	61.39	38.61
170	3.50	0.090	165.86	97.60	2.40
200	3.75	0.075	167.05	98.30	1.70
230	4.00	0.063	168.57	99.20	0.80
PAN			169.93	99.99	0.01

PHI(5): 1.78

PHI(16): 2.50

PHI(25): 2.60

PHI(50): 2.88

PHI(75): 3.19

PHI(84): 3.31

PHI(95): 3.46

SIEVE LOSS(g): 0.01

SILT/CLAY: 1.70%

SKEWNESS: -0.622

KURTOSIS: 1.175

## GRAPHIC METHOD

MEAN (PHI): 2.79

SORTING: 0.40

MEAN (mm): 0.14

MEDIAN (mm): 0.14

NOTE: MEAN WAS CALCULATED USING 5 POINT METHOD

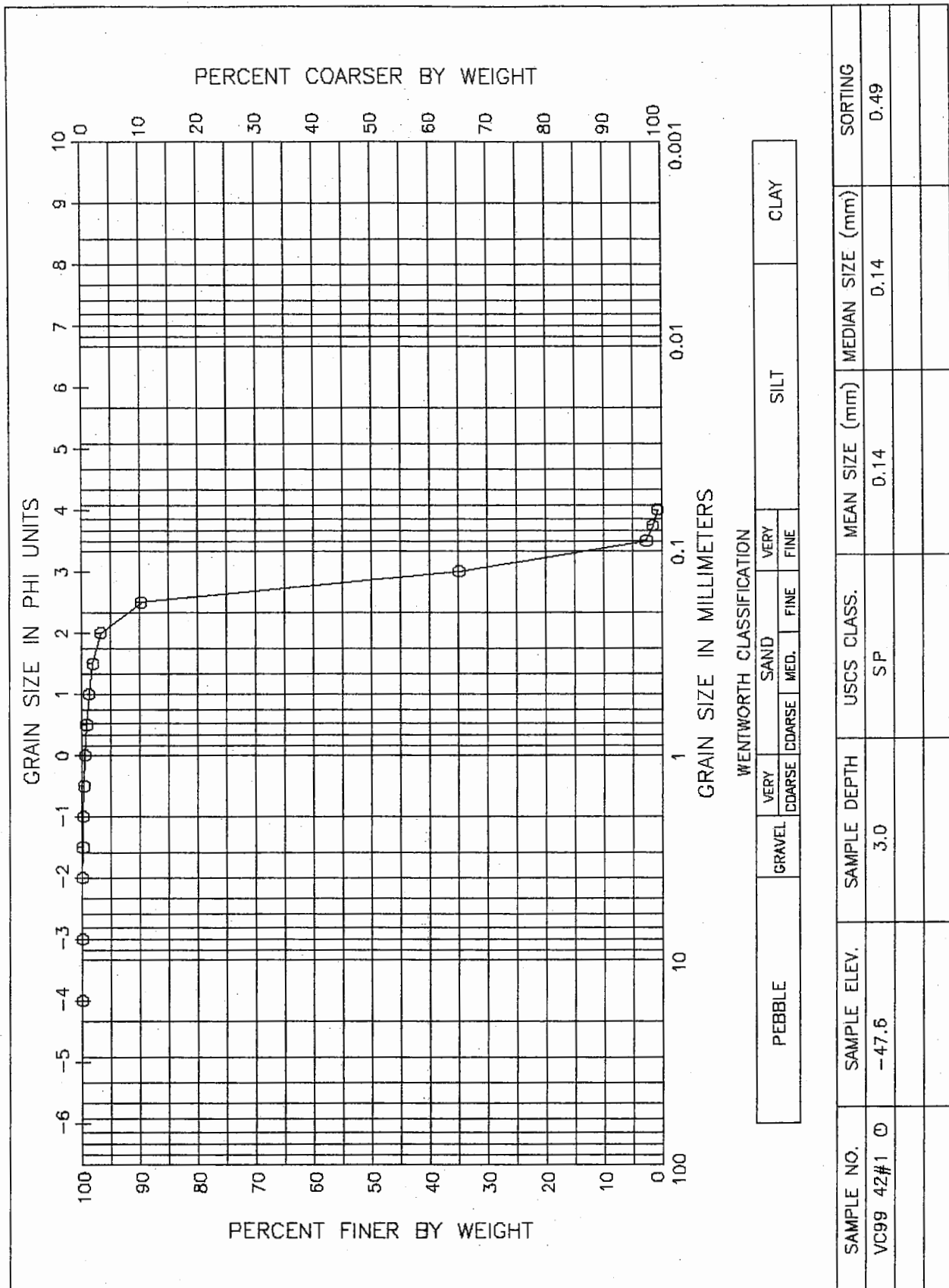
## MOMENT METHOD

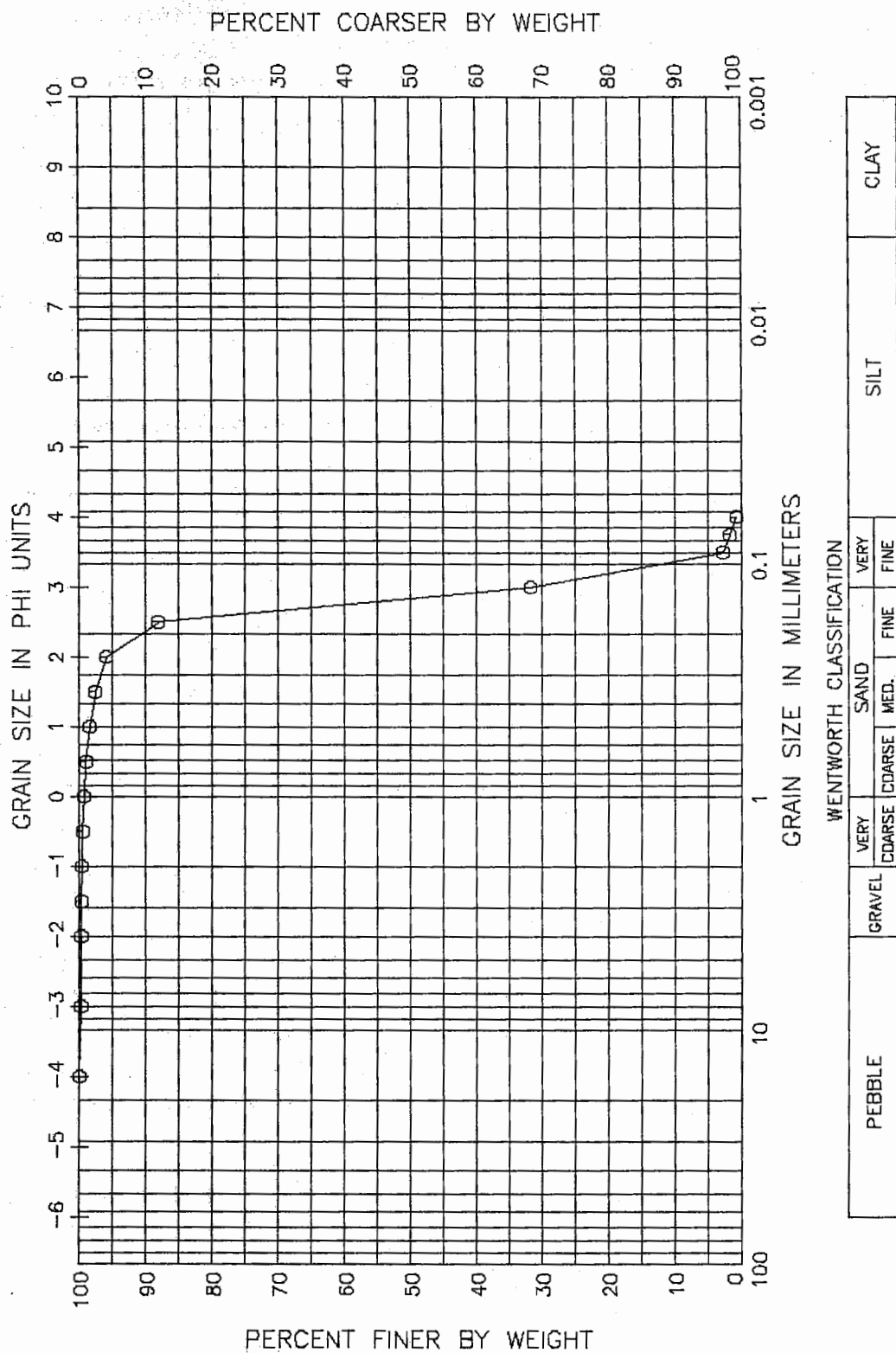
MEAN (PHI): 2.80

SORTING: 0.58

MEAN (mm): 0.14

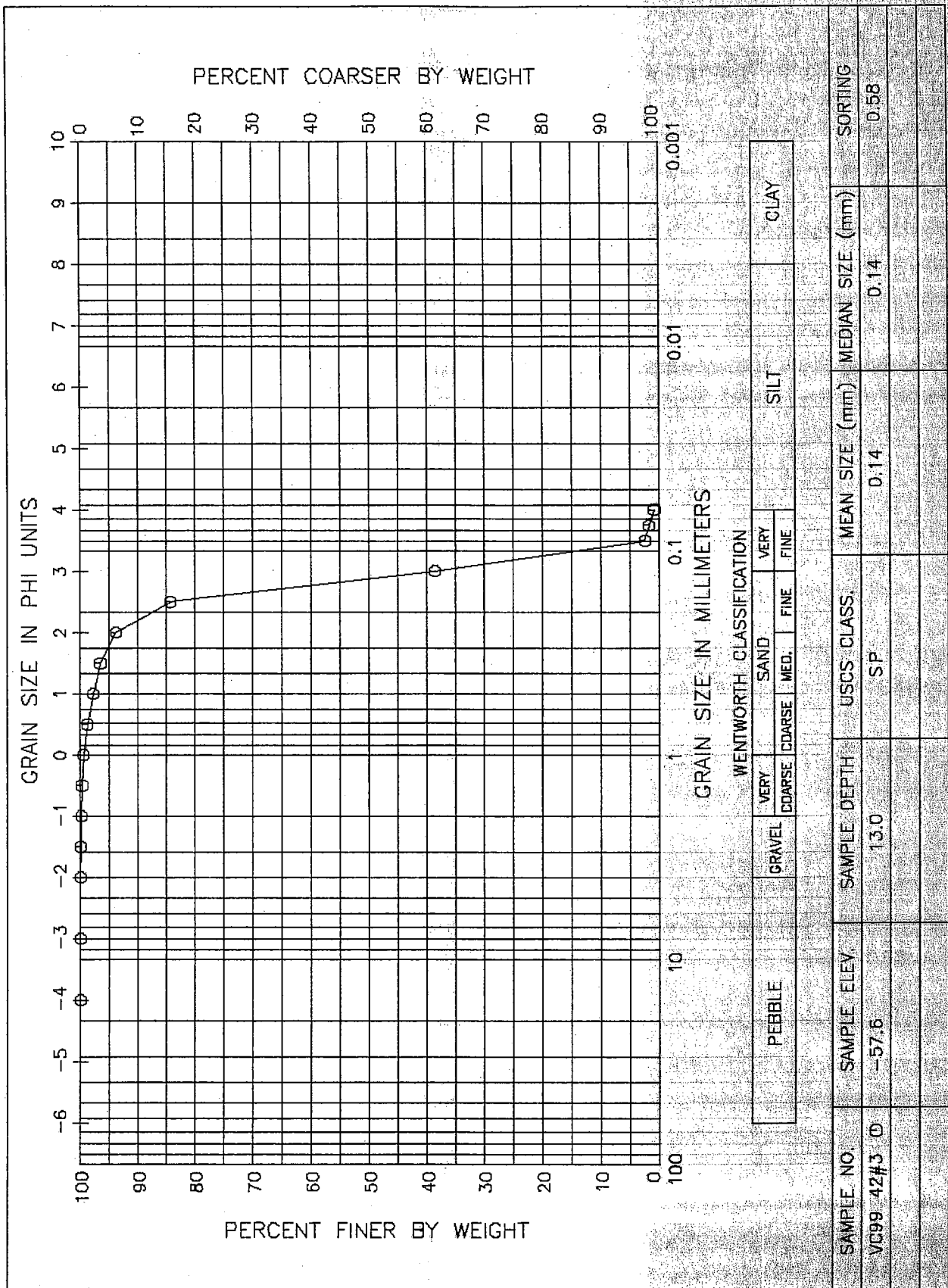
DATA FILE NAME: VC99-42#3.TAB





SAMPLE NO.	SAMPLE ELEV.	SAMPLE DEPTH	USCS CLASS.	MEAN SIZE (mm)	MEDIAN SIZE (mm)	SORTING
VC99 42#2 O	-52.6	8.0	SP	0.14	0.14	0.59

GRAIN SIZE DISTRIBUTION CURVE  
TOWN OF PALM BEACH



GRAIN SIZE DISTRIBUTION CURVE  
TOWN OF PALM BEACH