

GRADATION ANALYSIS REPORT
TOWN OF PALM BEACH
TESTED BY: RW ON: 6/10/99

SAMPLE NO.: VC99 83#1
SAMPLE ELEV. (FT. NGVD): -43.2
SAMPLE DEPTH (FT.): 1.2
SAMPLE TYPE: CORE SAMPLE

USCS DESCRIPTION: SP

DRY SAMPLE WEIGHT (GRAMS): 186.89
SAMPLE WEIGHT AFTER WASH (GRAMS): 184.73

SIEVE SIZE	PHI SIZE	MESH SIZE (mm)	RETAINED (GRAMS)	RETAINED (%)	PASSED (%)
5/8	-4.00	16.000	0.00	0.00	100.00
5/16	-3.00	8.000	10.44	5.59	94.41
5	-2.00	4.000	10.90	5.83	94.17
7	-1.50	2.800	10.61	5.68	94.32
10	-1.00	2.000	11.70	6.26	93.74
14	-0.50	1.400	12.29	6.58	93.42
18	0.00	1.000	12.79	6.84	93.16
25	0.50	0.710	13.96	7.47	92.53
35	1.00	0.500	15.73	8.42	91.58
45	1.50	0.355	17.89	9.57	90.43
60	2.00	0.250	22.30	11.93	88.07
80	2.50	0.180	36.09	19.31	80.69
120	3.00	0.125	135.65	72.58	27.42
170	3.50	0.090	183.87	98.38	1.62
200	3.75	0.075	184.57	98.76	1.24
230	4.00	0.063	185.71	99.37	0.63
PAN			186.87	99.99	0.01

PHI(5): -3.10 PHI(16): 2.28 PHI(25): 2.55
PHI(50): 2.79 PHI(75): 3.05 PHI(84): 3.22
PHI(95): 3.43

SIEVE LOSS(g): 0.02 SILT/CLAY: 1.24%
SKEWNESS: -5.548 KURTOSIS: 5.431

GRAPHIC METHOD

MEAN (PHI): 1.72 SORTING: 0.47
MEAN (mm): 0.30 MEDIAN (mm): 0.14
NOTE: MEAN WAS CALCULATED USING 5 POINT METHOD

MOMENT METHOD

MEAN (PHI): 2.38 SORTING: 1.57
MEAN (mm): 0.19

DATA FILE NAME: VC99-83#1.TAB

GRADATION ANALYSIS REPORT
TOWN OF PALM BEACH
TESTED BY: RW ON: 6/10/99

SAMPLE NO.: VC99 83#2
SAMPLE ELEV. (FT. NGVD): -46.3
SAMPLE DEPTH (FT.): 4.3
SAMPLE TYPE: CORE SAMPLE

USCS DESCRIPTION: SP

DRY SAMPLE WEIGHT (GRAMS): 174.86
SAMPLE WEIGHT AFTER WASH (GRAMS): 172.44

SIEVE SIZE	PHI SIZE	MESH SIZE (mm)	RETAINED (GRAMS)	RETAINED (%)	PASSED (%)
5/8	-4.00	16.000	0.00	0.00	100.00
5/16	-3.00	8.000	0.00	0.00	100.00
5	-2.00	4.000	0.25	0.14	99.86
7	-1.50	2.800	0.68	0.39	99.61
10	-1.00	2.000	1.12	0.64	99.36
14	-0.50	1.400	1.81	1.04	98.96
18	0.00	1.000	2.53	1.45	98.55
25	0.50	0.710	3.72	2.13	97.87
35	1.00	0.500	5.35	3.06	96.94
45	1.50	0.355	7.08	4.05	95.95
60	2.00	0.250	10.90	6.23	93.77
80	2.50	0.180	24.07	13.77	86.23
120	3.00	0.125	113.11	64.69	35.31
170	3.50	0.090	170.88	97.72	2.28
200	3.75	0.075	172.29	98.53	1.47
230	4.00	0.063	173.57	99.26	0.74
PAN			174.84	99.99	0.01

PHI(5): 1.72 PHI(16): 2.52 PHI(25): 2.61
PHI(50): 2.86 PHI(75): 3.16 PHI(84): 3.29
PHI(95): 3.46

SIEVE LOSS(g): 0.02 SILT/CLAY: 1.47%
SKEWNESS: -0.695 KURTOSIS: 1.307

GRAPHIC METHOD

MEAN (PHI): 2.77 SORTING: 0.39
MEAN (mm): 0.15 MEDIAN (mm): 0.14
NOTE: MEAN WAS CALCULATED USING 5 POINT METHOD

MOMENT METHOD

MEAN (PHI): 2.77 SORTING: 0.68
MEAN (mm): 0.15

DATA FILE NAME: VC99-83#2.TAB

GRADATION ANALYSIS REPORT
TOWN OF PALM BEACH
TESTED BY: RW ON: 6/10/99

SAMPLE NO.: VC99 83#3
SAMPLE ELEV. (FT. NGVD): -49.5
SAMPLE DEPTH (FT.): 7.5
SAMPLE TYPE: CORE SAMPLE

USCS DESCRIPTION: SP

DRY SAMPLE WEIGHT (GRAMS): 153.60
SAMPLE WEIGHT AFTER WASH (GRAMS): 152.07

SIEVE SIZE	PHI SIZE	MESH SIZE (mm)	RETAINED (GRAMS)	RETAINED (%)	PASSED (%)
5/8	-4.00	16.000	0.00	0.00	100.00
5/16	-3.00	8.000	1.92	1.25	98.75
5	-2.00	4.000	3.57	2.32	97.68
7	-1.50	2.800	5.12	3.33	96.67
10	-1.00	2.000	7.83	5.10	94.90
14	-0.50	1.400	13.55	8.82	91.18
18	0.00	1.000	17.94	11.68	88.32
25	0.50	0.710	28.13	18.31	81.69
35	1.00	0.500	42.01	27.35	72.65
45	1.50	0.355	52.65	34.28	65.72
60	2.00	0.250	63.16	41.12	58.88
80	2.50	0.180	80.73	52.56	47.44
120	3.00	0.125	130.65	85.06	14.94
170	3.50	0.090	151.42	98.58	1.42
200	3.75	0.075	151.85	98.86	1.14
230	4.00	0.063	152.76	99.45	0.55
PAN			153.59	99.99	0.01

PHI(5): -1.03 PHI(16): 0.33 PHI(25): 0.87
PHI(50): 2.39 PHI(75): 2.85 PHI(84): 2.98
PHI(95): 3.37

SIEVE LOSS(g): 0.01 SILT/CLAY: 1.14%
SKEWNESS: -0.917 KURTOSIS: 0.912

GRAPHIC METHOD

MEAN (PHI): 1.61 SORTING: 1.33
MEAN (mm): 0.33 MEDIAN (mm): 0.19
NOTE: MEAN WAS CALCULATED USING 5 POINT METHOD

MOMENT METHOD

MEAN (PHI): 1.78 SORTING: 1.46
MEAN (mm): 0.29

DATA FILE NAME: VC99-83#3.TAB

GRADATION ANALYSIS REPORT
TOWN OF PALM BEACH
TESTED BY: RW ON: 6/10/99

SAMPLE NO.: VC99 83#4
SAMPLE ELEV. (FT. NGVD): -52.4
SAMPLE DEPTH (FT.): 10.4
SAMPLE TYPE: CORE SAMPLE

USCS DESCRIPTION: SP

DRY SAMPLE WEIGHT (GRAMS): 165.95
SAMPLE WEIGHT AFTER WASH (GRAMS): 163.69

SIEVE SIZE	PHI SIZE	MESH SIZE (mm)	RETAINED (GRAMS)	RETAINED (%)	PASSED (%)
5/8	-4.00	16.000	0.00	0.00	100.00
5/16	-3.00	8.000	2.31	1.39	98.61
5	-2.00	4.000	3.16	1.90	98.10
7	-1.50	2.800	3.53	2.13	97.87
10	-1.00	2.000	4.07	2.45	97.55
14	-0.50	1.400	5.09	3.07	96.93
18	0.00	1.000	6.21	3.74	96.26
25	0.50	0.710	8.45	5.09	94.91
35	1.00	0.500	12.89	7.77	92.23
45	1.50	0.355	15.60	9.40	90.60
60	2.00	0.250	21.88	13.18	86.82
80	2.50	0.180	40.50	24.40	75.60
120	3.00	0.125	125.43	75.58	24.42
170	3.50	0.090	162.57	97.96	2.04
200	3.75	0.075	163.31	98.41	1.59
230	4.00	0.063	164.69	99.24	0.76
PAN			165.92	99.98	0.02

PHI(5): 0.47 PHI(16): 2.13 PHI(25): 2.51
PHI(50): 2.75 PHI(75): 2.99 PHI(84): 3.19
PHI(95): 3.43

SIEVE LOSS(g): 0.03 SILT/CLAY: 1.59%
SKEWNESS: -1.506 KURTOSIS: 2.490

GRAPHIC METHOD

MEAN (PHI): 2.39 SORTING: 0.53
MEAN (mm): 0.19 MEDIAN (mm): 0.15
NOTE: MEAN WAS CALCULATED USING 5 POINT METHOD

MOMENT METHOD

MEAN (PHI): 2.49 SORTING: 1.11
MEAN (mm): 0.18

DATA FILE NAME: VC99-83#4.TAB

GRADATION ANALYSIS REPORT

TOWN OF PALM BEACH

TESTED BY: ID ON: 10/99

SAMPLE NO.: VC-99#83-5
SAMPLE ELEV. (FT. NGVD): 0.0
SAMPLE DEPTH (FT.): 13.0
SAMPLE TYPE: CORE SAMPLE

USCS DESCRIPTION: SP

DRY SAMPLE WEIGHT (GRAMS): 97.87
SAMPLE WEIGHT AFTER WASH (GRAMS): 96.68

SIEVE SIZE	PHI SIZE	MESH SIZE (mm)	RETAINED (GRAMS)	RETAINED (%)	PASSED (%)
5/8	-4.00	16.000	0.00	0.00	100.00
5/16	-3.00	8.000	0.00	0.00	100.00
5	-2.00	4.000	0.43	0.44	99.56
7	-1.50	2.800	1.10	1.12	98.88
10	-1.00	2.000	1.51	1.54	98.46
14	-0.50	1.400	2.18	2.23	97.77
18	0.00	1.000	3.20	3.27	96.73
25	0.50	0.710	4.68	4.78	95.22
35	1.00	0.500	6.88	7.03	92.97
45	1.50	0.355	8.97	9.17	90.83
60	2.00	0.250	11.87	12.13	87.87
80	2.50	0.180	21.50	21.97	78.03
120	3.00	0.125	75.41	77.05	22.95
170	3.50	0.090	96.17	98.26	1.74
200	3.75	0.075	96.51	98.61	1.39
230	4.00	0.063	97.24	99.35	0.65
PAN			97.86	99.99	0.01

PHI(5): 0.55 PHI(16): 2.20 PHI(25): 2.53
PHI(50): 2.75 PHI(75): 2.98 PHI(84): 3.16
PHI(95): 3.42

SIEVE LOSS(g): 0.01 SILT/CLAY: 1.39%
SKEWNESS: -1.590 KURTOSIS: 2.596

GRAPHIC METHOD

MEAN (PHI): 2.42 SORTING: 0.48
MEAN (mm): 0.19 MEDIAN (mm): 0.15
NOTE: MEAN WAS CALCULATED USING 5 POINT METHOD

MOMENT METHOD

MEAN (PHI): 2.55 SORTING: 0.91
MEAN (mm): 0.17

DATA FILE NAME: VC-99#83-5.TAB

GRADATION ANALYSIS REPORT
TOWN OF PALM BEACH
TESTED BY: ID ON: 10/99

SAMPLE NO.: VC-99#83-6
SAMPLE ELEV. (FT. NGVD): 0.0
SAMPLE DEPTH (FT.): 1.9
SAMPLE TYPE: CORE SAMPLE

USCS DESCRIPTION: SP

DRY SAMPLE WEIGHT (GRAMS): 92.95
SAMPLE WEIGHT AFTER WASH (GRAMS): 91.16

SIEVE SIZE	PHI SIZE	MESH SIZE (mm)	RETAINED (GRAMS)	RETAINED (%)	PASSED (%)
5/8	-4.00	16.000	0.00	0.00	100.00
5/16	-3.00	8.000	0.35	0.38	99.62
5	-2.00	4.000	1.24	1.33	98.67
7	-1.50	2.800	1.48	1.59	98.41
10	-1.00	2.000	1.77	1.90	98.10
14	-0.50	1.400	2.35	2.53	97.47
18	0.00	1.000	2.90	3.12	96.88
25	0.50	0.710	3.79	4.08	95.92
35	1.00	0.500	4.86	5.23	94.77
45	1.50	0.355	5.99	6.44	93.56
60	2.00	0.250	8.08	8.69	91.31
80	2.50	0.180	13.25	14.25	85.75
120	3.00	0.125	64.00	68.85	31.15
170	3.50	0.090	90.67	97.55	2.45
200	3.75	0.075	91.14	98.05	1.95
230	4.00	0.063	92.06	99.04	0.96
PAN			92.95	100.00	0.00

PHI(5): 0.90 PHI(16): 2.52 PHI(25): 2.60
PHI(50): 2.83 PHI(75): 3.11 PHI(84): 3.26
PHI(95): 3.46

SIEVE LOSS(g): 0.00 SILT/CLAY: 1.95%
SKEWNESS: -1.736 KURTOSIS: 2.058

GRAPHIC METHOD

MEAN (PHI): 2.59 SORTING: 0.37
MEAN (mm): 0.17 MEDIAN (mm): 0.14
NOTE: MEAN WAS CALCULATED USING 5 POINT METHOD

MOMENT METHOD

MEAN (PHI): 2.66 SORTING: 0.95
MEAN (mm): 0.16

DATA FILE NAME: VC-99#83-6.TAB

GRADATION ANALYSIS REPORT
TOWN OF PALM BEACH
TESTED BY: ID ON: 10/99

SAMPLE NO.: VC-99#83-7
SAMPLE ELEV. (FT. NGVD): 0.0
SAMPLE DEPTH (FT.): 6.2
SAMPLE TYPE: CORE SAMPLE

USCS DESCRIPTION: SP

DRY SAMPLE WEIGHT (GRAMS): 90.80
SAMPLE WEIGHT AFTER WASH (GRAMS): 88.45

SIEVE SIZE	PHI SIZE	MESH SIZE (mm)	RETAINED (GRAMS)	RETAINED (%)	PASSED (%)
5/8	-4.00	16.000	0.00	0.00	100.00
5/16	-3.00	8.000	0.00	0.00	100.00
5	-2.00	4.000	0.00	0.00	100.00
7	-1.50	2.800	0.32	0.35	99.65
10	-1.00	2.000	0.69	0.76	99.24
14	-0.50	1.400	1.28	1.41	98.59
18	0.00	1.000	2.14	2.36	97.64
25	0.50	0.710	3.48	3.83	96.17
35	1.00	0.500	5.65	6.22	93.78
45	1.50	0.355	7.85	8.65	91.35
60	2.00	0.250	11.23	12.37	87.63
80	2.50	0.180	19.22	21.17	78.83
120	3.00	0.125	56.52	62.25	37.75
170	3.50	0.090	87.62	96.50	3.50
200	3.75	0.075	88.34	97.29	2.71
230	4.00	0.063	89.62	98.69	1.31
PAN			90.80	100.00	0.00

PHI(5): 0.74 PHI(16): 2.21 PHI(25): 2.55
PHI(50): 2.85 PHI(75): 3.19 PHI(84): 3.32
PHI(95): 3.48

SIEVE LOSS(g): 0.00 SILT/CLAY: 2.71%
SKEWNESS: -1.331 KURTOSIS: 1.752

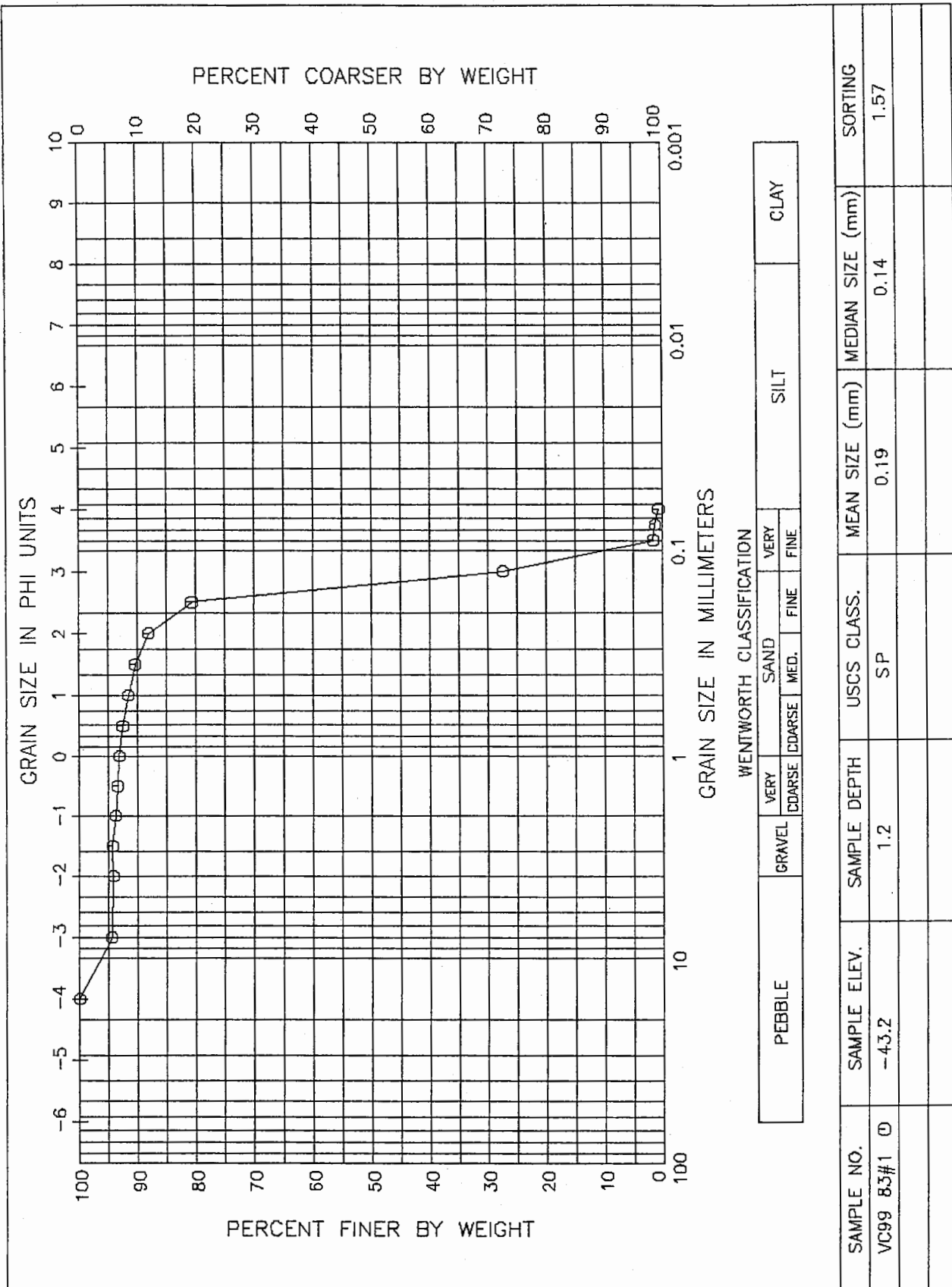
GRAPHIC METHOD

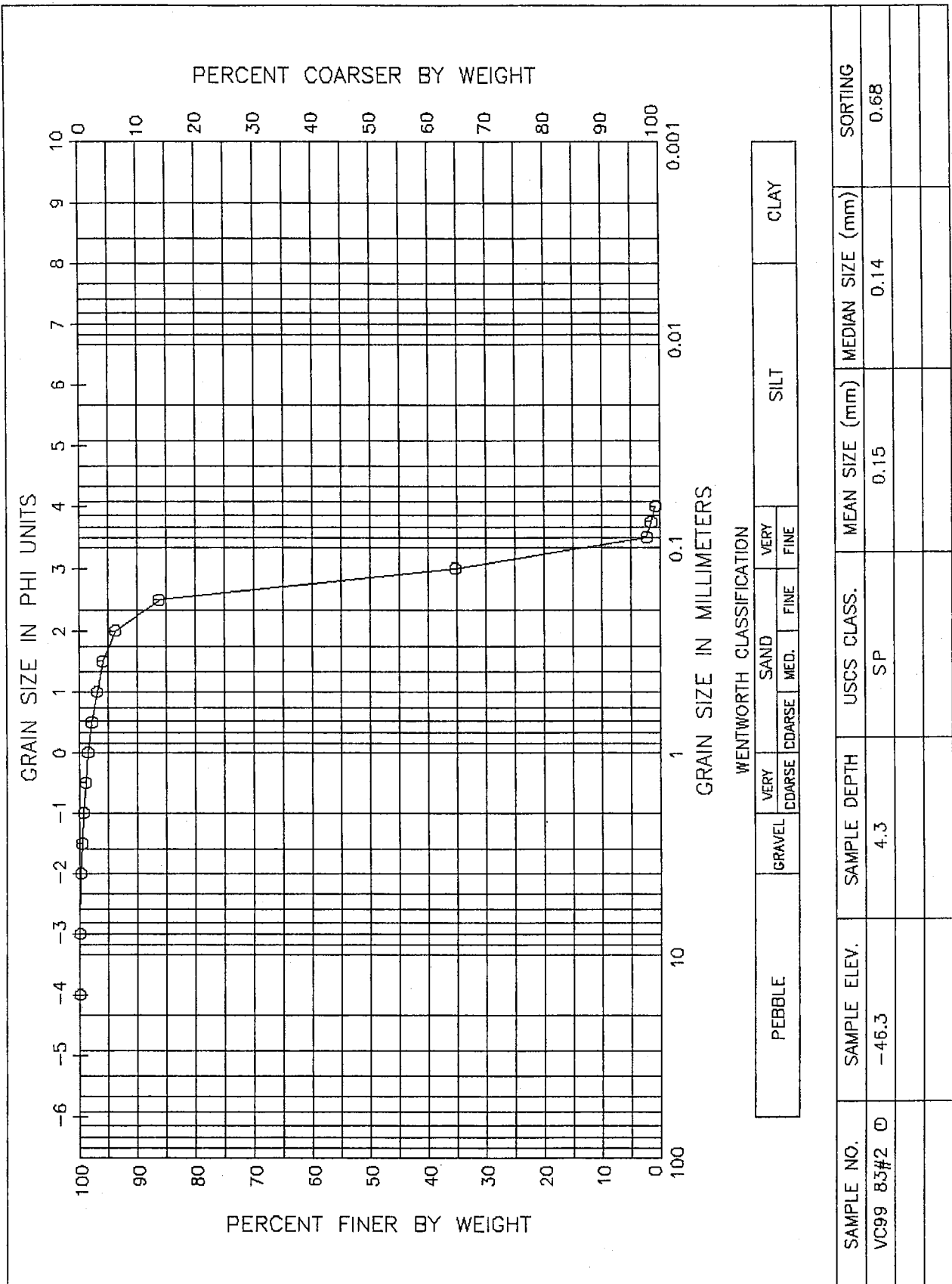
MEAN (PHI): 2.52 SORTING: 0.56
MEAN (mm): 0.17 MEDIAN (mm): 0.14
NOTE: MEAN WAS CALCULATED USING 5 POINT METHOD

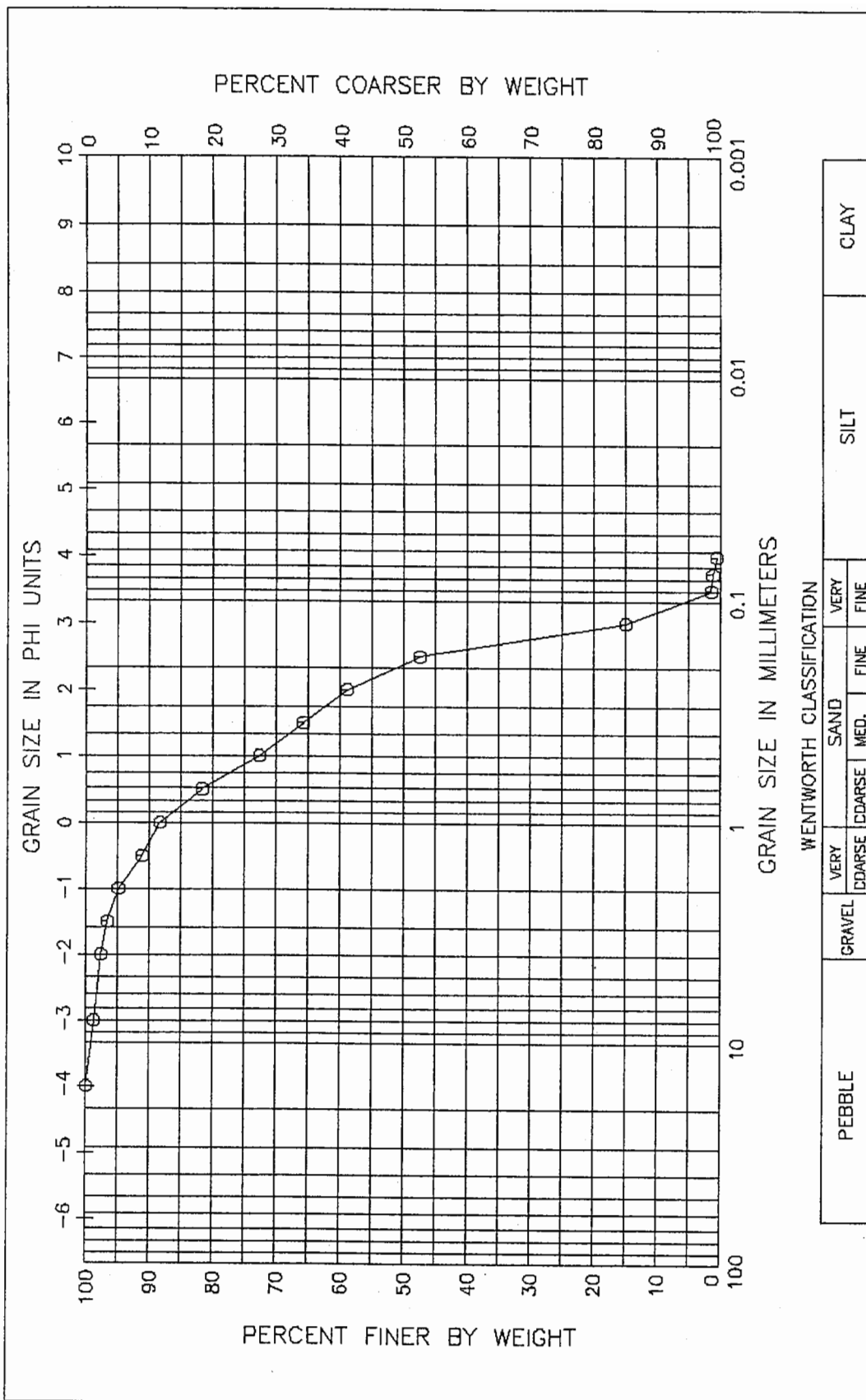
MOMENT METHOD

MEAN (PHI): 2.66 SORTING: 0.84
MEAN (mm): 0.16

DATA FILE NAME: VC-99#83-7.TAB

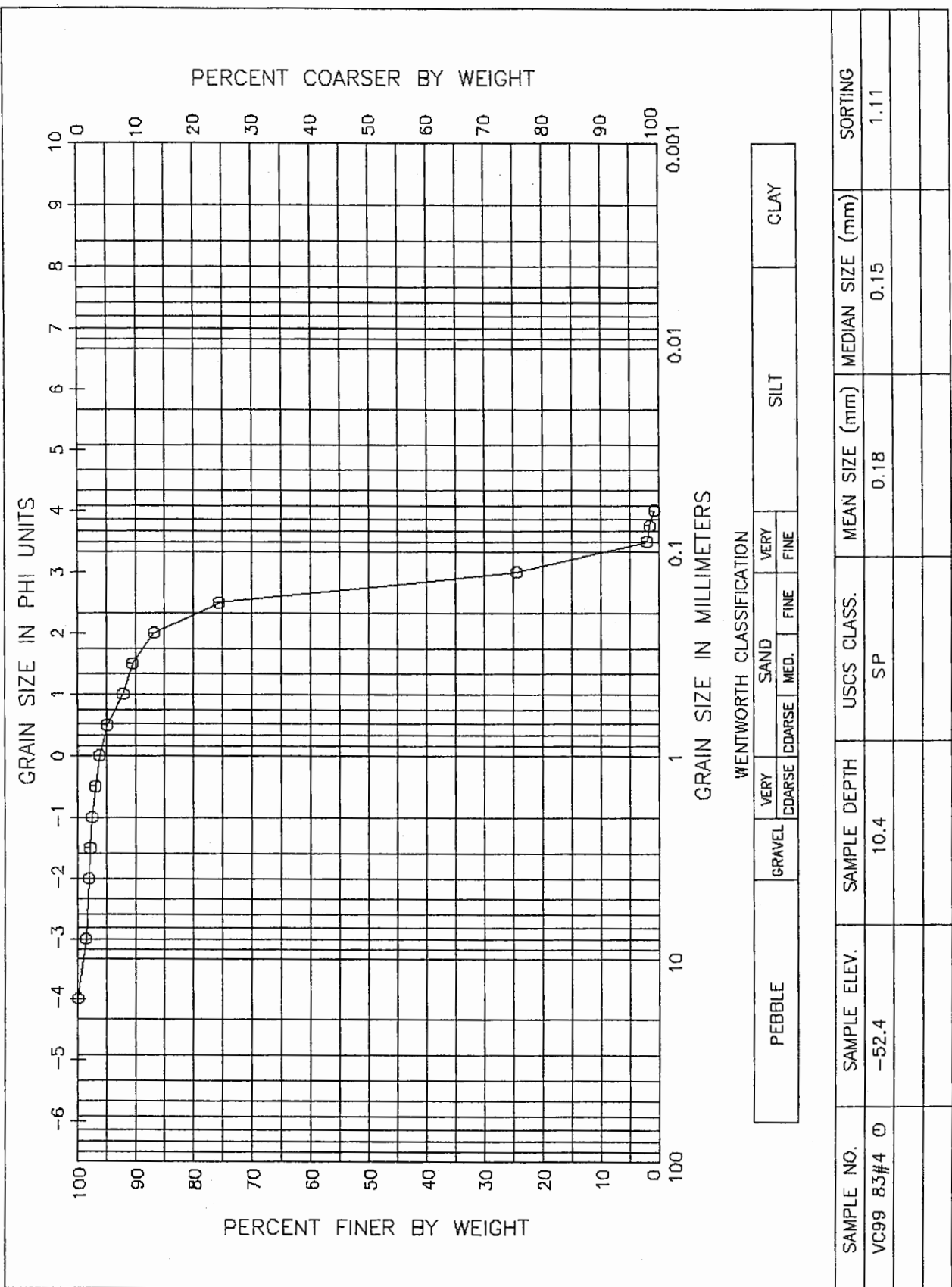


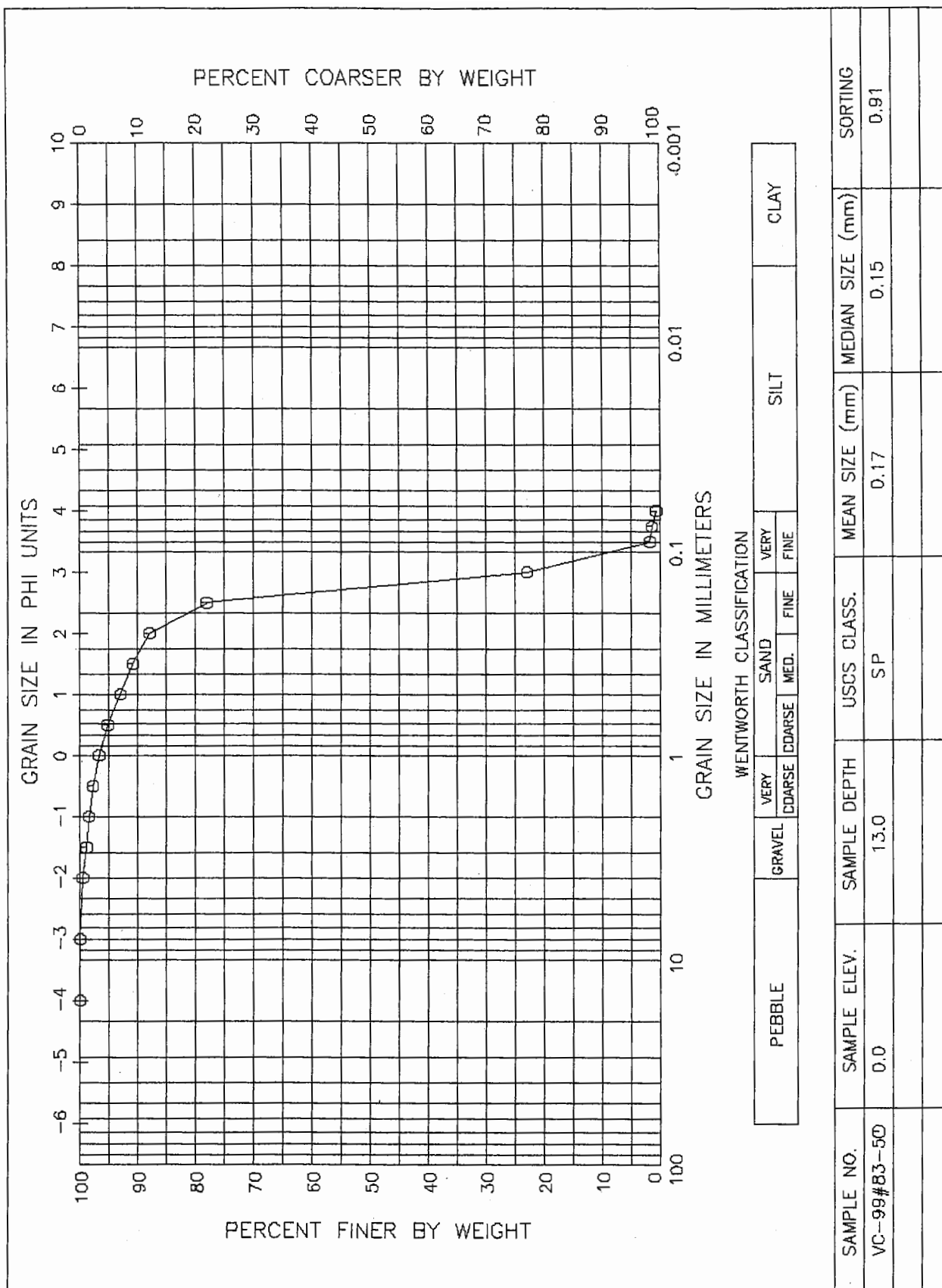


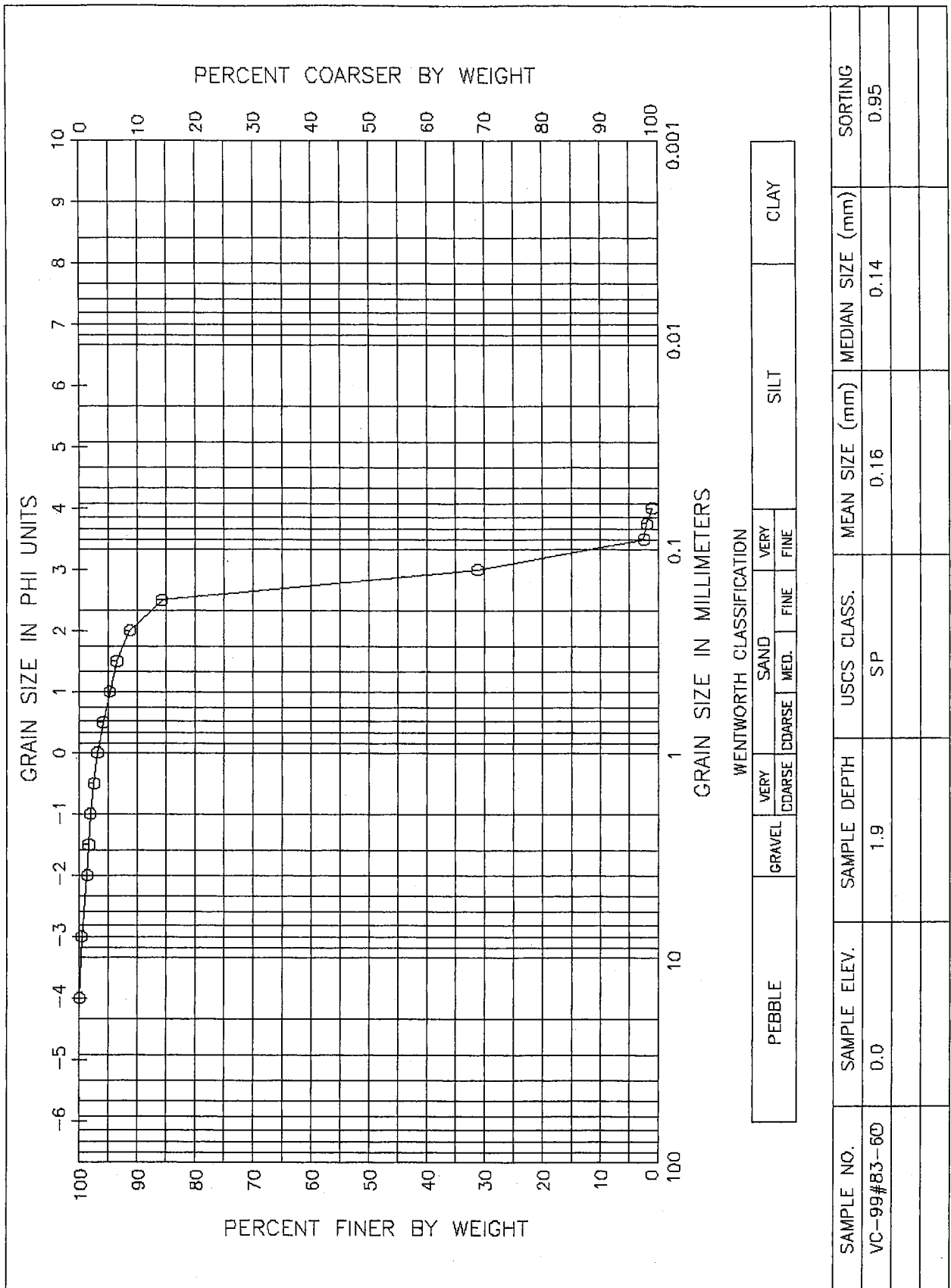


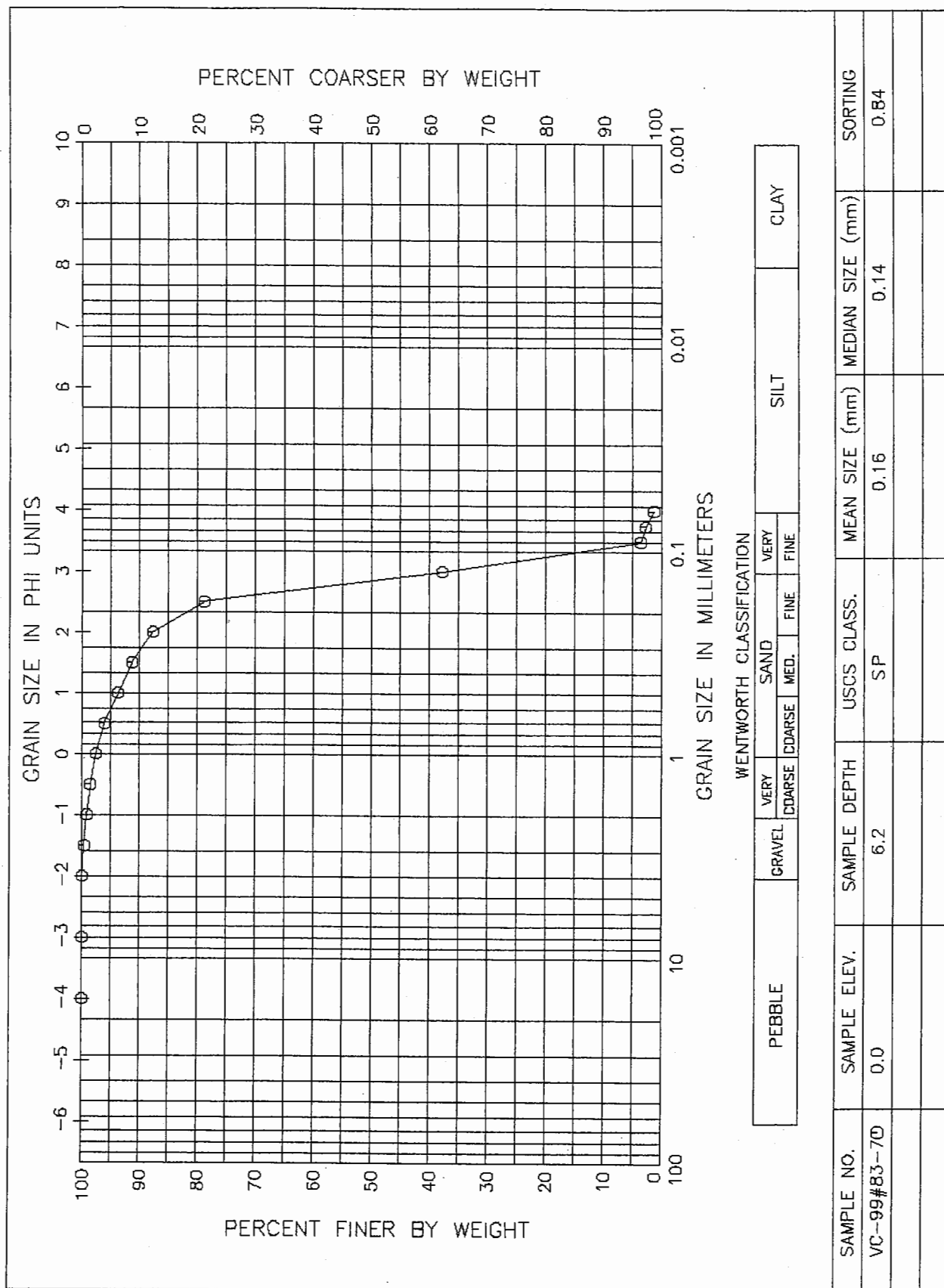
GRAIN SIZE DISTRIBUTION CURVE
TOWN OF PALM BEACH

SAMPLE NO.	SAMPLE ELEV.	SAMPLE DEPTH	USCS CLASS.	MEAN SIZE (mm)	MEDIAN SIZE (mm)	SORTING
VC99 83#3 0	-49.5	7.5	SP	0.29	0.19	1.46









GRAIN SIZE DISTRIBUTION CURVE
TOWN OF PALM BEACH