

GRADATION ANALYSIS REPORT

TOWN OF PALM BEACH

TESTED BY: RW ON: 6/15/99

SAMPLE NO.: VC99 77#1

SAMPLE ELEV. (FT. NGVD): -32.3

SAMPLE DEPTH (FT.): 1.0

SAMPLE TYPE: CORE SAMPLE

USCS DESCRIPTION: SP

DRY SAMPLE WEIGHT (GRAMS): 185.40

SAMPLE WEIGHT AFTER WASH (GRAMS): 183.26

SIEVE SIZE	PHI SIZE	MESH SIZE (mm)	RETAINED (GRAMS)	RETAINED (%)	PASSED (%)
5/8	-4.00	16.000	0.00	0.00	100.00
5/16	-3.00	8.000	0.00	0.00	100.00
5	-2.00	4.000	0.01	0.01	99.99
7	-1.50	2.800	0.15	0.08	99.92
10	-1.00	2.000	0.38	0.20	99.80
14	-0.50	1.400	1.03	0.56	99.44
18	0.00	1.000	1.62	0.87	99.13
25	0.50	0.710	2.86	1.54	98.46
35	1.00	0.500	5.68	3.06	96.94
45	1.50	0.355	8.58	4.63	95.37
60	2.00	0.250	13.03	7.03	92.97
80	2.50	0.180	24.61	13.27	86.73
120	3.00	0.125	89.10	48.06	51.94
170	3.50	0.090	180.67	97.45	2.55
200	3.75	0.075	183.12	98.77	1.23
230	4.00	0.063	184.28	99.40	0.60
PAN			185.40	100.00	0.00

PHI(5): 1.58	PHI(16): 2.54	PHI(25): 2.67
PHI(50): 3.02	PHI(75): 3.27	PHI(84): 3.36
PHI(95): 3.48		

SIEVE LOSS(g): 0.00	SILT/CLAY: 1.23%
SKEWNESS: -1.196	KURTOSIS: 1.287

GRAPHIC METHOD

MEAN (PHI): 2.80	SORTING: 0.41
MEAN (mm): 0.14	MEDIAN (mm): 0.12

NOTE: MEAN WAS CALCULATED USING 5 POINT METHOD

MOMENT METHOD

MEAN (PHI): 2.86	SORTING: 0.65
MEAN (mm): 0.14	

DATA FILE NAME: VC99-77#1.TAB

GRADATION ANALYSIS REPORT

TOWN OF PALM BEACH

TESTED BY: RW ON: 6/15/99

SAMPLE NO.: VC99 77#2
SAMPLE ELEV. (FT. NGVD): -33.6
SAMPLE DEPTH (FT.): 2.3
SAMPLE TYPE: CORE SAMPLE

USCS DESCRIPTION: SP

DRY SAMPLE WEIGHT (GRAMS): 163.70
SAMPLE WEIGHT AFTER WASH (GRAMS): 162.28

SIEVE SIZE	PHI SIZE	MESH SIZE (mm)	RETAINED (GRAMS)	RETAINED (%)	PASSED (%)
5/8	-4.00	16.000	0.00	0.00	100.00
5/16	-3.00	8.000	0.00	0.00	100.00
5	-2.00	4.000	0.61	0.37	99.63
7	-1.50	2.800	1.25	0.76	99.24
10	-1.00	2.000	2.39	1.46	98.54
14	-0.50	1.400	4.81	2.94	97.06
18	0.00	1.000	7.87	4.81	95.19
25	0.50	0.710	14.78	9.03	90.97
35	1.00	0.500	34.54	21.10	78.90
45	1.50	0.355	54.67	33.40	66.60
60	2.00	0.250	68.98	42.14	57.86
80	2.50	0.180	81.70	49.91	50.09
120	3.00	0.125	115.59	70.61	29.39
170	3.50	0.090	160.76	98.20	1.80
200	3.75	0.075	162.13	99.04	0.96
230	4.00	0.063	162.94	99.54	0.46
PAN			163.69	99.99	0.01

PHI(5): 0.02 PHI(16): 0.79 PHI(25): 1.16
PHI(50): 2.50 PHI(75): 3.08 PHI(84): 3.24
PHI(95): 3.44

SIEVE LOSS(g): 0.01 SILT/CLAY: 0.96%
SKEWNESS: -0.627 KURTOSIS: 0.729

GRAPHIC METHOD

MEAN (PHI): 2.00 SORTING: 1.23
MEAN (mm): 0.25 MEDIAN (mm): 0.18

NOTE: MEAN WAS CALCULATED USING 5 POINT METHOD

MOMENT METHOD

MEAN (PHI): 2.07 SORTING: 1.18
MEAN (mm): 0.24

DATA FILE NAME: VC99-77#2.TAB

GRADATION ANALYSIS REPORT

TOWN OF PALM BEACH

TESTED BY: RW

ON: 7/6/99

SAMPLE NO.: VC99 77#3

SAMPLE ELEV. (FT. NGVD): -34.8

SAMPLE DEPTH (FT.): 3.5

SAMPLE TYPE: CORE SAMPLE

USCS DESCRIPTION: SP

DRY SAMPLE WEIGHT (GRAMS): 188.31

SAMPLE WEIGHT AFTER WASH (GRAMS): 186.84

SIEVE SIZE	PHI SIZE	MESH SIZE (mm)	RETAINED (GRAMS)	RETAINED (%)	PASSED (%)
5/8	-4.00	16.000	0.00	0.00	100.00
5/16	-3.00	8.000	0.70	0.37	99.63
5	-2.00	4.000	2.23	1.18	98.82
7	-1.50	2.800	3.68	1.95	98.05
10	-1.00	2.000	7.39	3.92	96.08
14	-0.50	1.400	15.99	8.49	91.51
18	0.00	1.000	29.12	15.46	84.54
25	0.50	0.710	52.32	27.78	72.22
35	1.00	0.500	86.38	45.87	54.13
45	1.50	0.355	101.92	54.12	45.88
60	2.00	0.250	109.76	58.29	41.71
80	2.50	0.180	119.35	63.38	36.62
120	3.00	0.125	154.99	82.31	17.69
170	3.50	0.090	181.33	96.29	3.71
200	3.75	0.075	186.70	99.15	0.85
230	4.00	0.063	187.48	99.56	0.44
PAN			188.31	100.00	0.00

PHI(5): -0.88

PHI(16): 0.02

PHI(25): 0.39

PHI(50): 1.25

PHI(75): 2.81

PHI(84): 3.06

PHI(95): 3.45

SIEVE LOSS(g): 0.00

SILT/CLAY: 0.85%

SKEWNESS: 0.023

KURTOSIS: 0.734

GRAPHIC METHOD

MEAN (PHI): 1.38

SORTING: 1.52

MEAN (mm): 0.38

MEDIAN (mm): 0.42

NOTE: MEAN WAS CALCULATED USING 5 POINT METHOD

MOMENT METHOD

MEAN (PHI): 1.43

SORTING: 1.45

MEAN (mm): 0.37

DATA FILE NAME: VC99-77#3.TAB

GRADATION ANALYSIS REPORT

TOWN OF PALM BEACH

TESTED BY: RW ON: 6/15/99

SAMPLE NO.: VC99 77#4

SAMPLE ELEV. (FT. NGVD): -39.3

SAMPLE DEPTH (FT.): 8.0

SAMPLE TYPE: CORE SAMPLE

USCS DESCRIPTION: SP

DRY SAMPLE WEIGHT (GRAMS): 189.72

SAMPLE WEIGHT AFTER WASH (GRAMS): 186.11

SIEVE SIZE	PHI SIZE	MESH SIZE (mm)	RETAINED (GRAMS)	RETAINED (%)	PASSED (%)
5/8	-4.00	16.000	0.00	0.00	100.00
5/16	-3.00	8.000	0.00	0.00	100.00
5	-2.00	4.000	0.87	0.46	99.54
7	-1.50	2.800	2.80	1.48	98.52
10	-1.00	2.000	3.84	2.02	97.98
14	-0.50	1.400	4.85	2.56	97.44
18	0.00	1.000	5.99	3.16	96.84
25	0.50	0.710	7.73	4.07	95.93
35	1.00	0.500	10.61	5.59	94.41
45	1.50	0.355	18.83	9.93	90.07
60	2.00	0.250	46.83	24.68	75.32
80	2.50	0.180	136.99	72.21	27.79
120	3.00	0.125	184.23	97.11	2.89
170	3.50	0.090	185.67	97.87	2.13
200	3.75	0.075	185.96	98.02	1.98
230	4.00	0.063	187.86	99.02	0.98
PAN			189.71	99.99	0.01

PHI (5): 0.80

PHI (16): 1.71

PHI (25): 2.00

PHI (50): 2.27

PHI (75): 2.56

PHI (84): 2.74

PHI (95): 2.96

SIEVE LOSS (g): 0.01

SILT/CLAY: 1.98%

SKEWNESS: -0.747

KURTOSIS: 1.596

GRAPHIC METHOD

MEAN (PHI): 2.09

SORTING: 0.52

MEAN (mm): 0.23

MEDIAN (mm): 0.21

NOTE: MEAN WAS CALCULATED USING 5 POINT METHOD

MOMENT METHOD

MEAN (PHI): 2.13

SORTING: 0.81

MEAN (mm): 0.23

DATA FILE NAME: VC99-77#4.TAB

GRADATION ANALYSIS REPORT

TOWN OF PALM BEACH

TESTED BY: RW

ON: 6/15/99

SAMPLE NO.: VC99 77#5

SAMPLE ELEV. (FT. NGVD): -45.3

SAMPLE DEPTH (FT.): 14.0

SAMPLE TYPE: CORE SAMPLE

USCS DESCRIPTION: SP

DRY SAMPLE WEIGHT (GRAMS): 171.69

SAMPLE WEIGHT AFTER WASH (GRAMS): 168.95

SIEVE SIZE	PHI SIZE	MESH SIZE (mm)	RETAINED (GRAMS)	RETAINED (%)	PASSED (%)
5/8	-4.00	16.000	0.00	0.00	100.00
5/16	-3.00	8.000	0.00	0.00	100.00
5	-2.00	4.000	0.17	0.10	99.90
7	-1.50	2.800	0.49	0.29	99.71
10	-1.00	2.000	0.67	0.39	99.61
14	-0.50	1.400	1.14	0.66	99.34
18	0.00	1.000	1.49	0.87	99.13
25	0.50	0.710	2.14	1.25	98.75
35	1.00	0.500	3.14	1.83	98.17
45	1.50	0.355	4.56	2.66	97.34
60	2.00	0.250	8.84	5.15	94.85
80	2.50	0.180	29.33	17.08	82.92
120	3.00	0.125	124.44	72.48	27.52
170	3.50	0.090	167.90	97.79	2.21
200	3.75	0.075	168.73	98.28	1.72
230	4.00	0.063	170.27	99.17	0.83
PAN			171.68	99.99	0.01

PHI (5): 1.97

PHI (16): 2.45

PHI (25): 2.57

PHI (50): 2.80

PHI (75): 3.05

PHI (84): 3.23

PHI (95): 3.44

SIEVE LOSS (g): 0.01

SILT/CLAY: 1.72%

SKEWNESS: -0.232

KURTOSIS: 1.264

GRAPHIC METHOD

MEAN (PHI): 2.78

SORTING: 0.39

MEAN (mm): 0.15

MEDIAN (mm): 0.14

NOTE: MEAN WAS CALCULATED USING 5 POINT METHOD

MOMENT METHOD

MEAN (PHI): 2.74

SORTING: 0.58

MEAN (mm): 0.15

DATA FILE NAME: VC99-77#5.TAB

GRADATION ANALYSIS REPORT

TOWN OF PALM BEACH

TESTED BY: ID ON: 10/99

SAMPLE NO.: VC-99#77-6

SAMPLE ELEV. (FT. NGVD): 0.0

SAMPLE DEPTH (FT.): 4.6

SAMPLE TYPE: CORE SAMPLE

USCS DESCRIPTION: SP

DRY SAMPLE WEIGHT (GRAMS): 122.40

SAMPLE WEIGHT AFTER WASH (GRAMS): 120.52

SIEVE SIZE	PHI SIZE	MESH SIZE (mm)	RETAINED (GRAMS)	RETAINED (%)	PASSED (%)
5/8	-4.00	16.000	0.00	0.00	100.00
5/16	-3.00	8.000	0.00	0.00	100.00
5	-2.00	4.000	0.65	0.53	99.47
7	-1.50	2.800	1.65	1.35	98.65
10	-1.00	2.000	2.67	2.18	97.82
14	-0.50	1.400	4.58	3.74	96.26
18	0.00	1.000	7.56	6.18	93.82
25	0.50	0.710	11.80	9.64	90.36
35	1.00	0.500	18.24	14.90	85.10
45	1.50	0.355	24.24	19.80	80.20
60	2.00	0.250	33.57	27.43	72.57
80	2.50	0.180	51.30	41.91	58.09
120	3.00	0.125	91.69	74.91	25.09
170	3.50	0.090	119.71	97.80	2.20
200	3.75	0.075	120.36	98.33	1.67
230	4.00	0.063	121.44	99.22	0.78
PAN			122.39	99.99	0.01

PHI(5): -0.24

PHI(16): 1.11

PHI(25): 1.84

PHI(50): 2.62

PHI(75): 3.00

PHI(84): 3.20

PHI(95): 3.44

SIEVE LOSS(g): 0.01

SILT/CLAY: 1.67%

SKEWNESS: -0.981

KURTOSIS: 1.299

GRAPHIC METHOD

MEAN (PHI): 2.03

SORTING: 1.04

MEAN (mm): 0.25

MEDIAN (mm): 0.16

NOTE: MEAN WAS CALCULATED USING 5 POINT METHOD

MOMENT METHOD

MEAN (PHI): 2.24

SORTING: 1.15

MEAN (mm): 0.21

DATA FILE NAME: VC-99#77-6.TAB

GRADATION ANALYSIS REPORT

TOWN OF PALM BEACH

TESTED BY: ID ON: 10/99

SAMPLE NO.: VC-99#77-7

SAMPLE ELEV. (FT. NGVD): 0.0

SAMPLE DEPTH (FT.): 10.3

SAMPLE TYPE: CORE SAMPLE

USCS DESCRIPTION: SP

DRY SAMPLE WEIGHT (GRAMS): 120.67

SAMPLE WEIGHT AFTER WASH (GRAMS): 117.37

SIEVE SIZE	PHI SIZE	MESH SIZE (mm)	RETAINED (GRAMS)	RETAINED (%)	PASSED (%)
5/8	-4.00	16.000	0.00	0.00	100.00
5/16	-3.00	8.000	0.00	0.00	100.00
5	-2.00	4.000	0.84	0.70	99.30
7	-1.50	2.800	1.27	1.05	98.95
10	-1.00	2.000	1.66	1.38	98.62
14	-0.50	1.400	2.41	2.00	98.00
18	0.00	1.000	3.40	2.82	97.18
25	0.50	0.710	5.04	4.18	95.82
35	1.00	0.500	7.14	5.92	94.08
45	1.50	0.355	9.53	7.90	92.10
60	2.00	0.250	14.84	12.30	87.70
80	2.50	0.180	27.97	23.18	76.82
120	3.00	0.125	89.14	73.87	26.13
170	3.50	0.090	116.56	96.59	3.41
200	3.75	0.075	117.18	97.11	2.89
230	4.00	0.063	119.01	98.62	1.38
PAN			120.66	99.99	0.01

PHI(5): 0.74

PHI(16): 2.17

PHI(25): 2.52

PHI(50): 2.76

PHI(75): 3.02

PHI(84): 3.22

PHI(95): 3.46

SIEVE LOSS(g): 0.01

SILT/CLAY: 2.89%

SKEWNESS: -1.261

KURTOSIS: 2.206

GRAPHIC METHOD

MEAN (PHI): 2.47

SORTING: 0.53

MEAN (mm): 0.18

MEDIAN (mm): 0.15

NOTE: MEAN WAS CALCULATED USING 5 POINT METHOD

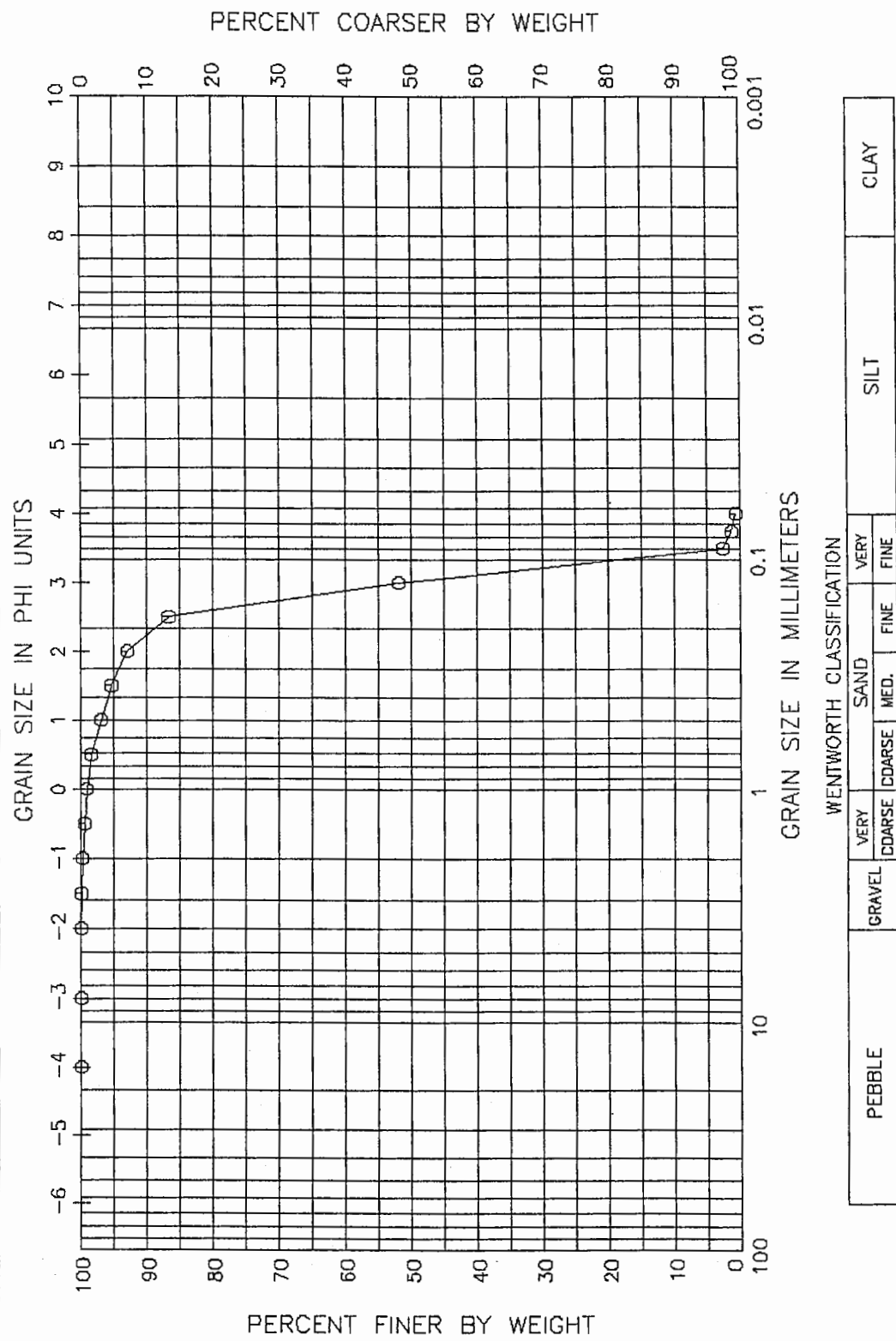
MOMENT METHOD

MEAN (PHI): 2.57

SORTING: 0.89

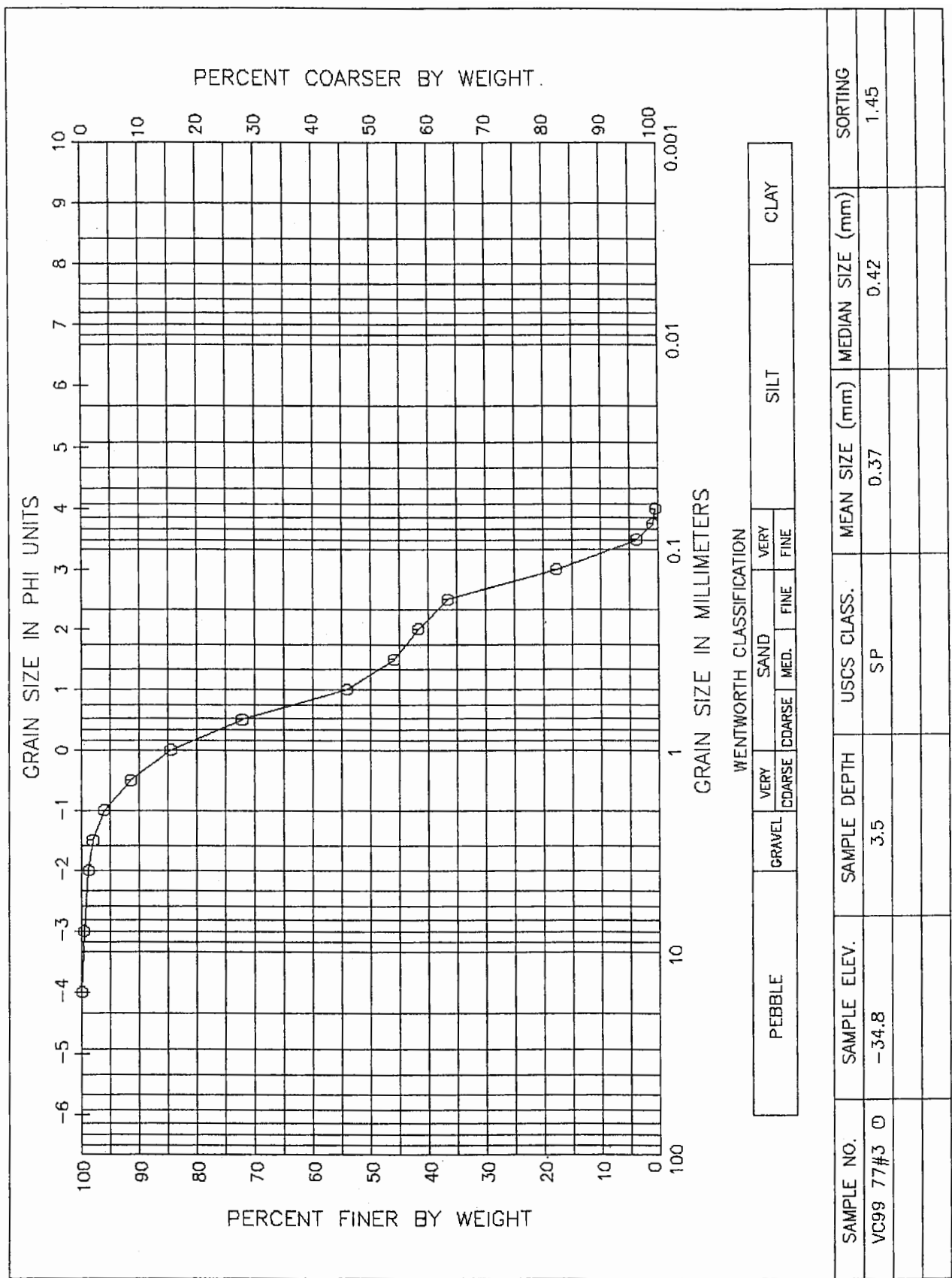
MEAN (mm): 0.17

DATA FILE NAME: VC-99#77-7.TAB

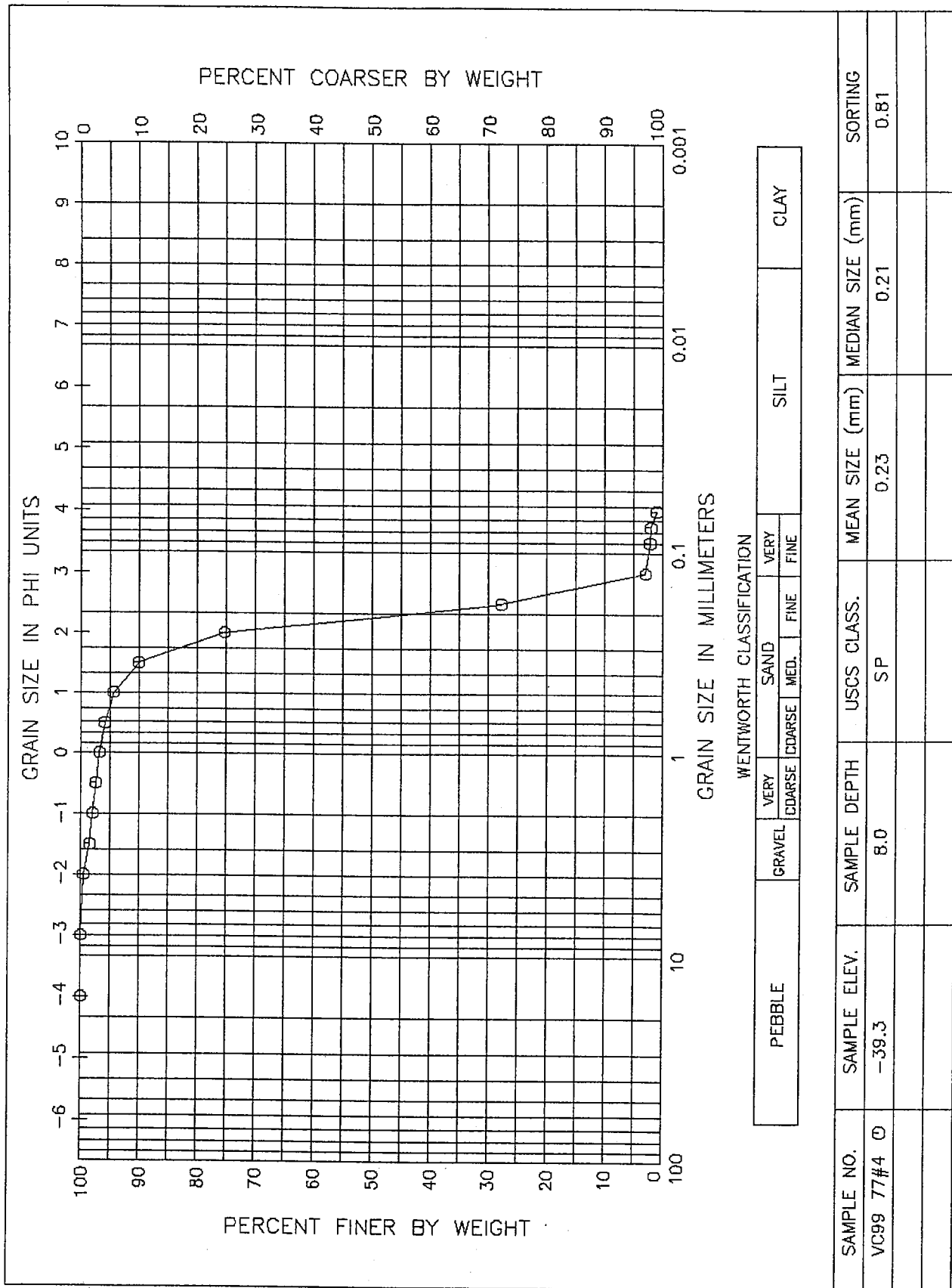


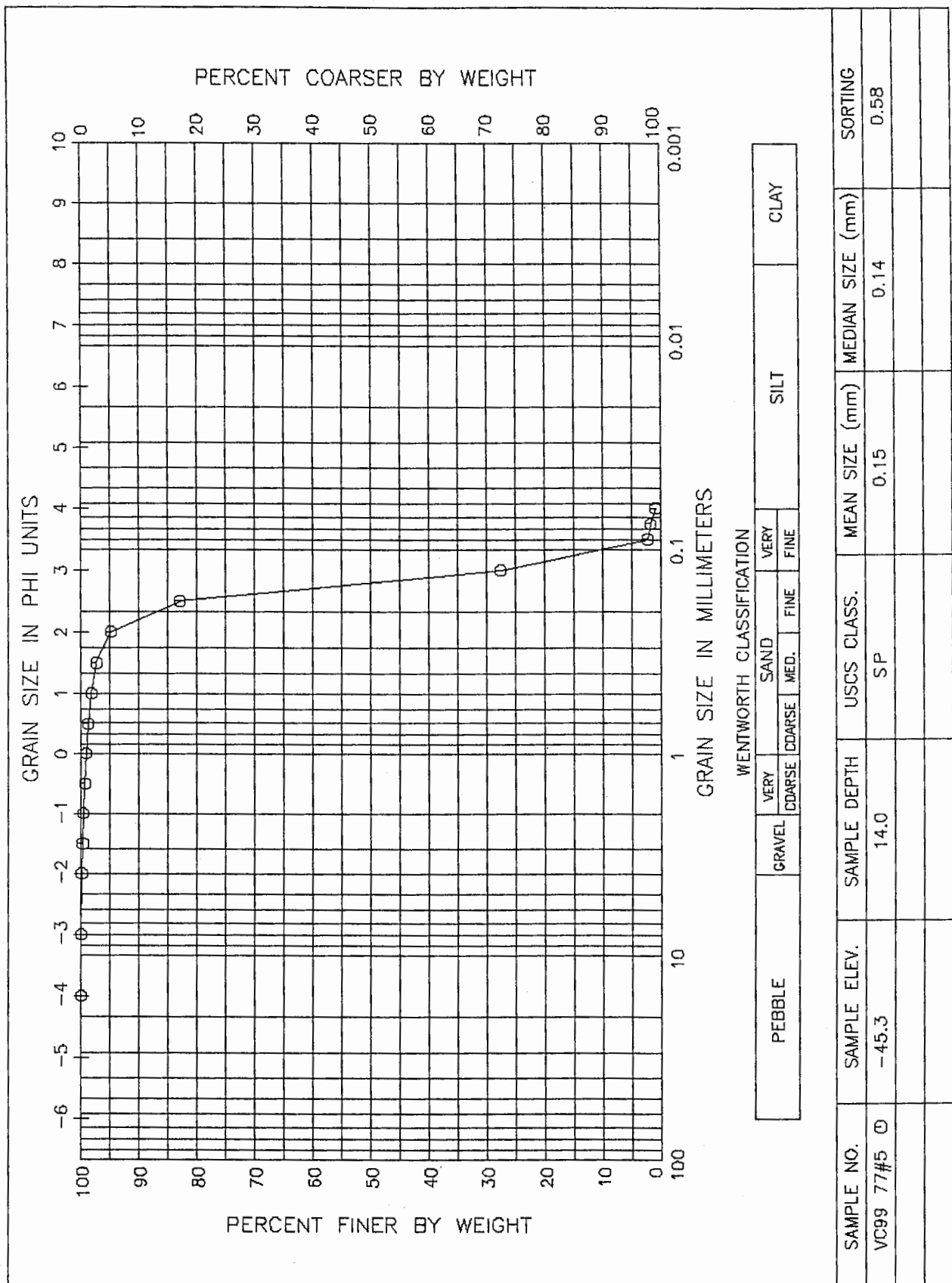
SAMPLE NO.	SAMPLE ELEV.	SAMPLE DEPTH	USCS CLASS.	MEAN SIZE (mm)	MEDIAN SIZE (mm)	SORTING
VC99 77#1	-32.3	1.0	SP	0.14	0.12	0.65

GRAIN SIZE DISTRIBUTION CURVE
TOWN OF PALM BEACH

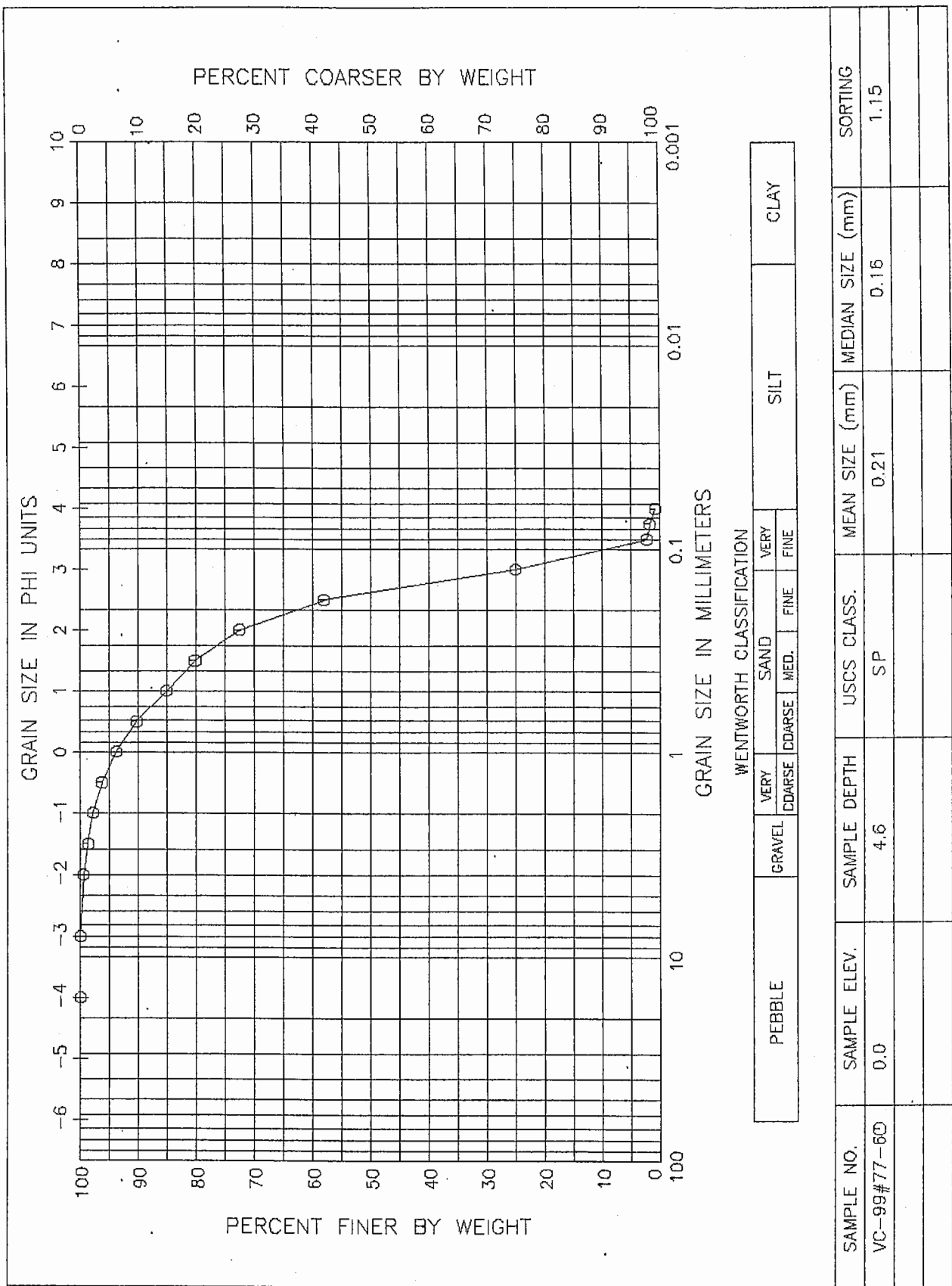


GRAIN SIZE DISTRIBUTION CURVE
TOWN OF PALM BEACH





GRAIN SIZE DISTRIBUTION CURVE
TOWN OF PALM BEACH



GRAIN SIZE DISTRIBUTION CURVE
TOWN OF PALM BEACH

