

GRADATION ANALYSIS REPORT

TOWN OF PALM BEACH

TESTED BY: RW

ON: 5/22/99

SAMPLE NO.: VC99 19#1

SAMPLE ELEV. (FT. NGVD): -53.7

SAMPLE DEPTH (FT.): 4.0

SAMPLE TYPE: CORE SAMPLE

USCS DESCRIPTION: SP

DRY SAMPLE WEIGHT (GRAMS): 84.49

SAMPLE WEIGHT AFTER WASH (GRAMS): 83.14

SIEVE SIZE	PHI SIZE	MESH SIZE (mm)	RETAINED (GRAMS)	RETAINED (%)	PASSED (%)
5/8	-4.00	16.000	0.00	0.00	100.00
5/16	-3.00	8.000	0.00	0.00	100.00
5	-2.00	4.000	0.05	0.06	99.94
7	-1.50	2.800	0.05	0.06	99.94
10	-1.00	2.000	0.07	0.08	99.92
14	-0.50	1.400	0.12	0.14	99.86
18	0.00	1.000	0.17	0.20	99.80
25	0.50	0.710	0.26	0.31	99.69
35	1.00	0.500	0.49	0.58	99.42
45	1.50	0.355	0.93	1.10	98.90
60	2.00	0.250	2.50	2.96	97.04
80	2.50	0.180	10.31	12.20	87.80
120	3.00	0.125	48.32	57.19	42.81
170	3.50	0.090	81.29	96.21	3.79
200	3.75	0.075	82.90	98.12	1.88
230	4.00	0.063	83.79	99.17	0.83
PAN			84.49	100.00	0.00

PHI(5): 2.11

PHI(16): 2.54

PHI(25): 2.64

PHI(50): 2.92

PHI(75): 3.23

PHI(84): 3.34

PHI(95): 3.48

SIEVE LOSS(g): 0.00

SILT/CLAY: 1.88%

SKEWNESS: -0.306

KURTOSIS: 0.961

GRAPHIC METHOD

MEAN (PHI): 2.88

SORTING: 0.40

MEAN (mm): 0.14

MEDIAN (mm): 0.13

NOTE: MEAN WAS CALCULATED USING 5 POINT METHOD

MOMENT METHOD

MEAN (PHI): 2.89

SORTING: 0.46

MEAN (mm): 0.14

DATA FILE NAME: VC99-19#1.TAB

GRADATION ANALYSIS REPORT

TOWN OF PALM BEACH

TESTED BY: RW

ON: 5/22/99

SAMPLE NO.: VC99 19#2

SAMPLE ELEV. (FT. NGVD): -58.7

SAMPLE DEPTH (FT.): 9.0

SAMPLE TYPE: CORE SAMPLE

USCS DESCRIPTION: SP

DRY SAMPLE WEIGHT (GRAMS): 82.36

SAMPLE WEIGHT AFTER WASH (GRAMS): 81.26

SIEVE SIZE	PHI SIZE	MESH SIZE (mm)	RETAINED (GRAMS)	RETAINED (%)	PASSED (%)
5/8	-4.00	16.000	0.00	0.00	100.00
5/16	-3.00	8.000	0.00	0.00	100.00
5	-2.00	4.000	0.01	0.01	99.99
7	-1.50	2.800	0.13	0.16	99.84
10	-1.00	2.000	0.33	0.40	99.60
14	-0.50	1.400	0.55	0.67	99.33
18	0.00	1.000	0.72	0.87	99.13
25	0.50	0.710	0.93	1.13	98.87
35	1.00	0.500	1.29	1.57	98.43
45	1.50	0.355	1.93	2.34	97.66
60	2.00	0.250	3.68	4.47	95.53
80	2.50	0.180	12.29	14.92	85.08
120	3.00	0.125	60.09	72.96	27.04
170	3.50	0.090	80.13	97.29	2.71
200	3.75	0.075	81.03	98.39	1.61
230	4.00	0.063	81.59	99.07	0.93
PAN			82.33	99.96	0.04

PHI(5): 2.03

PHI(16): 2.51

PHI(25): 2.59

PHI(50): 2.80

PHI(75): 3.04

PHI(84): 3.23

PHI(95): 3.45

SIEVE LOSS(g): 0.03

SILT/CLAY: 1.61%

SKEWNESS: -0.176

KURTOSIS: 1.285

GRAPHIC METHOD

MEAN (PHI): 2.80

SORTING: 0.36

MEAN (mm): 0.14

MEDIAN (mm): 0.14

NOTE: MEAN WAS CALCULATED USING 5 POINT METHOD

MOMENT METHOD

MEAN (PHI): 2.76

SORTING: 0.55

MEAN (mm): 0.15

DATA FILE NAME: VC99-19#2.TAB

GRADATION ANALYSIS REPORT

TOWN OF PALM BEACH

TESTED BY: RW ON: 5/22/99

SAMPLE NO.: VC99 19#3

SAMPLE ELEV. (FT. NGVD): -63.7

SAMPLE DEPTH (FT.): 14.0

SAMPLE TYPE: CORE SAMPLE

USCS DESCRIPTION: SP

DRY SAMPLE WEIGHT (GRAMS): 83.12

SAMPLE WEIGHT AFTER WASH (GRAMS): 81.41

SIEVE SIZE	PHI SIZE	MESH SIZE (mm)	RETAINED (GRAMS)	RETAINED (%)	PASSED (%)
5/8	-4.00	16.000	0.00	0.00	100.00
5/16	-3.00	8.000	0.00	0.00	100.00
5	-2.00	4.000	0.00	0.00	100.00
7	-1.50	2.800	0.04	0.05	99.95
10	-1.00	2.000	0.14	0.17	99.83
14	-0.50	1.400	0.26	0.31	99.69
18	0.00	1.000	0.32	0.38	99.62
25	0.50	0.710	0.41	0.49	99.51
35	1.00	0.500	0.60	0.72	99.28
45	1.50	0.355	0.95	1.14	98.86
60	2.00	0.250	2.49	3.00	97.00
80	2.50	0.180	9.15	11.01	88.99
120	3.00	0.125	42.77	51.46	48.54
170	3.50	0.090	80.12	96.39	3.61
200	3.75	0.075	81.17	97.65	2.35
230	4.00	0.063	82.24	98.94	1.06
PAN			83.12	100.00	0.00

PHI (5): 2.13

PHI (16): 2.56

PHI (25): 2.67

PHI (50): 2.98

PHI (75): 3.26

PHI (84): 3.36

PHI (95): 3.48

SIEVE LOSS (g): 0.00

SILT/CLAY: 2.35%

SKEWNESS: -0.443

KURTOSIS: 0.946

GRAPHIC METHOD

MEAN (PHI): 2.90

SORTING: 0.40

MEAN (mm): 0.13

MEDIAN (mm): 0.13

NOTE: MEAN WAS CALCULATED USING 5 POINT METHOD

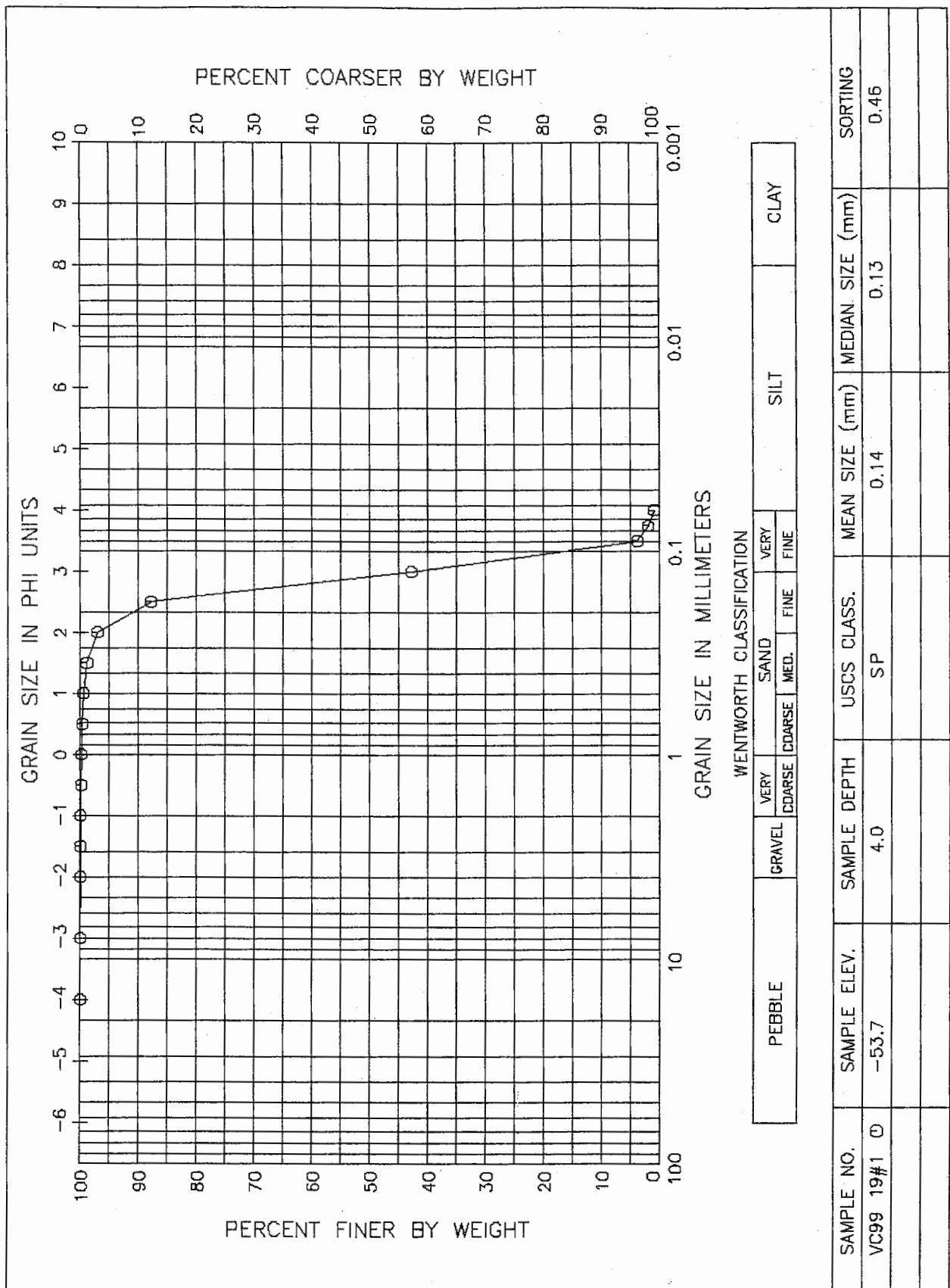
MOMENT METHOD

MEAN (PHI): 2.92

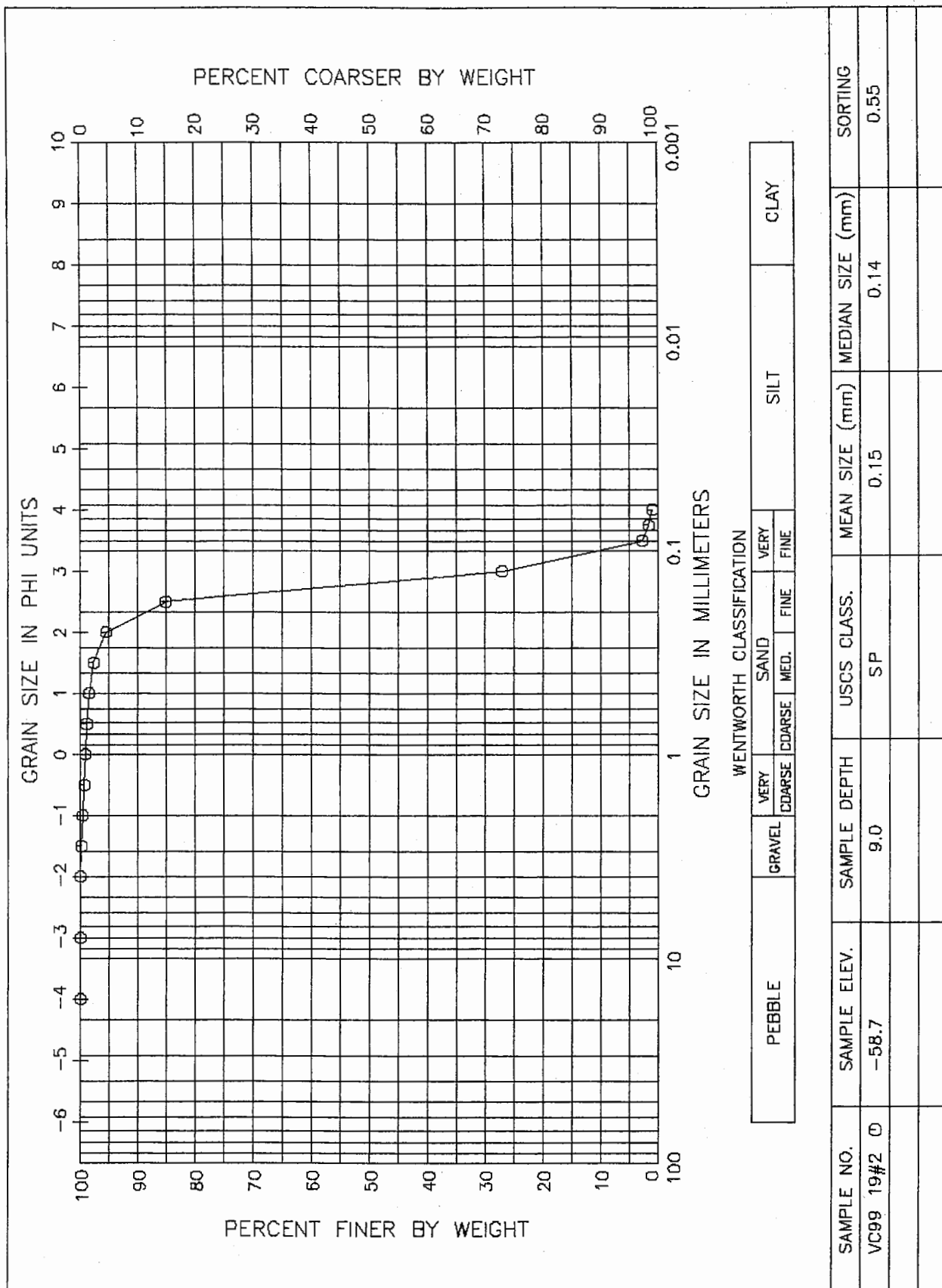
SORTING: 0.48

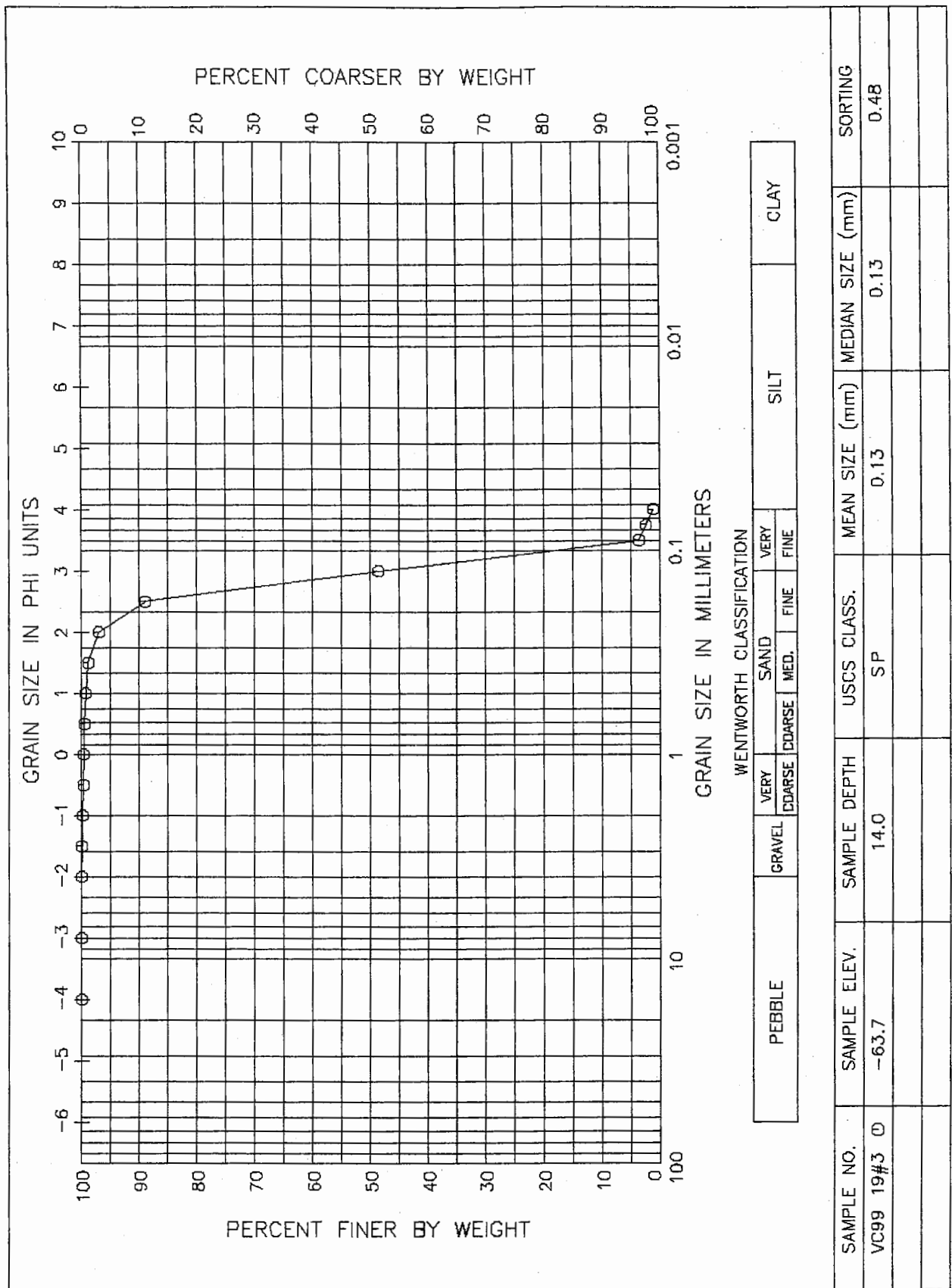
MEAN (mm): 0.13

DATA FILE NAME: VC99-19#3.TAB



GRAIN SIZE DISTRIBUTION CURVE
TOWN OF PALM BEACH





GRAIN SIZE DISTRIBUTION CURVE
TOWN OF PALM BEACH.