

GRADATION ANALYSIS REPORT

TOWN OF PALM BEACH

TESTED BY: RW ON: 6/17/99

SAMPLE NO.: VC99 59#1

SAMPLE ELEV. (FT. NGVD): -51.1

SAMPLE DEPTH (FT.): 4.0

SAMPLE TYPE: CORE SAMPLE

USCS DESCRIPTION: SP

DRY SAMPLE WEIGHT (GRAMS): 225.59

SAMPLE WEIGHT AFTER WASH (GRAMS): 222.24

SIEVE SIZE	PHI SIZE	MESH SIZE (mm)	RETAINED (GRAMS)	RETAINED (%)	PASSED (%)
5/8	-4.00	16.000	0.00	0.00	100.00
5/16	-3.00	8.000	0.00	0.00	100.00
5	-2.00	4.000	0.28	0.12	99.88
7	-1.50	2.800	0.65	0.29	99.71
10	-1.00	2.000	1.14	0.51	99.49
14	-0.50	1.400	1.80	0.80	99.20
18	0.00	1.000	2.57	1.14	98.86
25	0.50	0.710	3.21	1.42	98.58
35	1.00	0.500	3.93	1.74	98.26
45	1.50	0.355	4.72	2.09	97.91
60	2.00	0.250	6.15	2.73	97.27
80	2.50	0.180	13.96	6.19	93.81
120	3.00	0.125	134.46	59.60	40.40
170	3.50	0.090	218.61	96.91	3.09
200	3.75	0.075	221.56	98.21	1.79
230	4.00	0.063	223.70	99.16	0.84
PAN			225.60	100.00	0.00

PHI(5): 2.33

PHI(16): 2.59

PHI(25): 2.68

PHI(50): 2.91

PHI(75): 3.21

PHI(84): 3.33

PHI(95): 3.47

SIEVE LOSS(g): -0.01

SILT/CLAY: 1.79%

SKEWNESS: -0.024

KURTOSIS: 0.886

GRAPHIC METHOD

MEAN (PHI): 2.93

SORTING: 0.37

MEAN (mm): 0.13

MEDIAN (mm): 0.13

NOTE: MEAN WAS CALCULATED USING 5 POINT METHOD

MOMENT METHOD

MEAN (PHI): 2.87

SORTING: 0.57

MEAN (mm): 0.14

DATA FILE NAME: VC99-59#1.TAB

GRADATION ANALYSIS REPORT

TOWN OF PALM BEACH

TESTED BY: RW

ON: 6/17/99

SAMPLE NO.: VC99 59#2

SAMPLE ELEV. (FT. NGVD): -56.2

SAMPLE DEPTH (FT.): 9.0

SAMPLE TYPE: CORE SAMPLE

USCS DESCRIPTION: SP

DRY SAMPLE WEIGHT (GRAMS): 215.52

SAMPLE WEIGHT AFTER WASH (GRAMS): 211.58

SIEVE SIZE	PHI SIZE	MESH SIZE (mm)	RETAINED (GRAMS)	RETAINED (%)	PASSED (%)
5/8	-4.00	16.000	0.00	0.00	100.00
5/16	-3.00	8.000	0.00	0.00	100.00
5	-2.00	4.000	0.61	0.28	99.72
7	-1.50	2.800	1.21	0.56	99.44
10	-1.00	2.000	2.64	1.22	98.78
14	-0.50	1.400	4.00	1.86	98.14
18	0.00	1.000	4.95	2.30	97.70
25	0.50	0.710	5.64	2.62	97.38
35	1.00	0.500	6.33	2.94	97.06
45	1.50	0.355	7.11	3.30	96.70
60	2.00	0.250	8.52	3.95	96.05
80	2.50	0.180	14.83	6.88	93.12
120	3.00	0.125	101.47	47.08	52.92
170	3.50	0.090	202.78	94.09	5.91
200	3.75	0.075	210.15	97.51	2.49
230	4.00	0.063	213.17	98.91	1.09
PAN			215.52	100.00	0.00

PHI(5): 2.18

PHI(16): 2.61

PHI(25): 2.73

PHI(50): 3.03

PHI(75): 3.30

PHI(84): 3.39

PHI(95): 3.57

SIEVE LOSS(g): 0.00

SILT/CLAY: 2.49%

SKEWNESS: -0.406

KURTOSIS: 0.995

GRAPHIC METHOD

MEAN (PHI): 2.96

SORTING: 0.39

MEAN (mm): 0.13

MEDIAN (mm): 0.12

NOTE: MEAN WAS CALCULATED USING 5 POINT METHOD

MOMENT METHOD

MEAN (PHI): 2.90

SORTING: 0.75

MEAN (mm): 0.13

DATA FILE NAME: VC99-59#2.TAB

GRADATION ANALYSIS REPORT

TOWN OF PALM BEACH

TESTED BY: RW

ON: 6/17/99

SAMPLE NO.: VC99 59#3

SAMPLE ELEV. (FT. NGVD): -61.1

SAMPLE DEPTH (FT.): 14.0

SAMPLE TYPE: CORE SAMPLE

USCS DESCRIPTION: SP

DRY SAMPLE WEIGHT (GRAMS): 202.69

SAMPLE WEIGHT AFTER WASH (GRAMS): 199.27

SIEVE SIZE	PHI SIZE	MESH SIZE (mm)	RETAINED (GRAMS)	RETAINED (%)	PASSED (%)
5/8	-4.00	16.000	0.00	0.00	100.00
5/16	-3.00	8.000	0.42	0.21	99.79
5	-2.00	4.000	0.54	0.27	99.73
7	-1.50	2.800	0.58	0.29	99.71
10	-1.00	2.000	0.88	0.43	99.57
14	-0.50	1.400	1.32	0.65	99.35
18	0.00	1.000	1.80	0.89	99.11
25	0.50	0.710	2.31	1.14	98.86
35	1.00	0.500	3.01	1.49	98.51
45	1.50	0.355	3.90	1.92	98.08
60	2.00	0.250	5.82	2.87	97.13
80	2.50	0.180	15.18	7.49	92.51
120	3.00	0.125	110.45	54.49	45.51
170	3.50	0.090	193.75	95.59	4.41
200	3.75	0.075	198.29	97.83	2.17
230	4.00	0.063	200.67	99.00	1.00
PAN			202.70	100.00	0.00

PHI(5): 2.23

PHI(16): 2.59

PHI(25): 2.69

PHI(50): 2.95

PHI(75): 3.25

PHI(84): 3.36

PHI(95): 3.49

SIEVE LOSS(g): -0.01

SILT/CLAY: 2.17%

SKEWNESS: -0.236

KURTOSIS: 0.919

GRAPHIC METHOD

MEAN (PHI): 2.93

SORTING: 0.38

MEAN (mm): 0.13

MEDIAN (mm): 0.13

NOTE: MEAN WAS CALCULATED USING 5 POINT METHOD

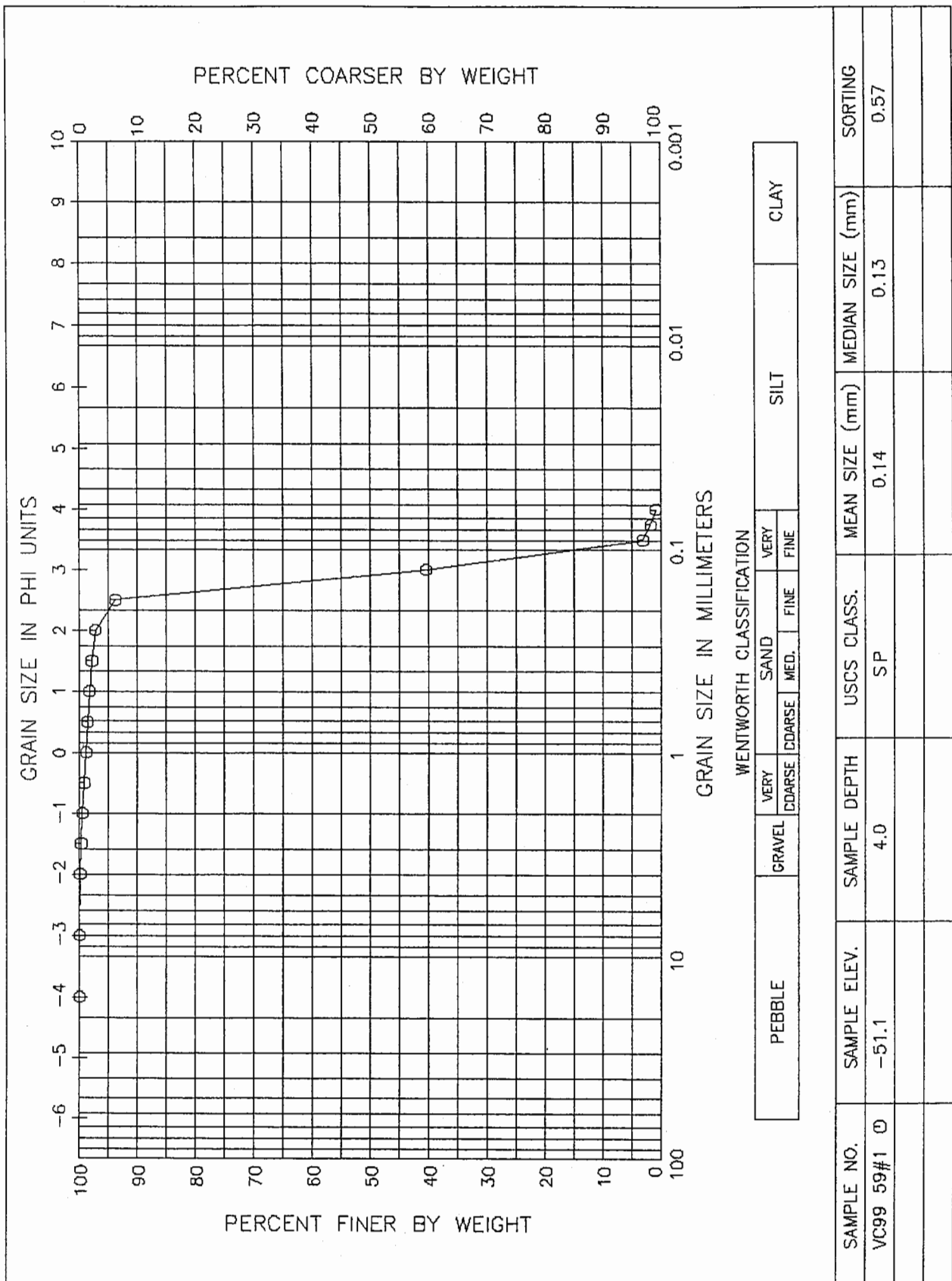
MOMENT METHOD

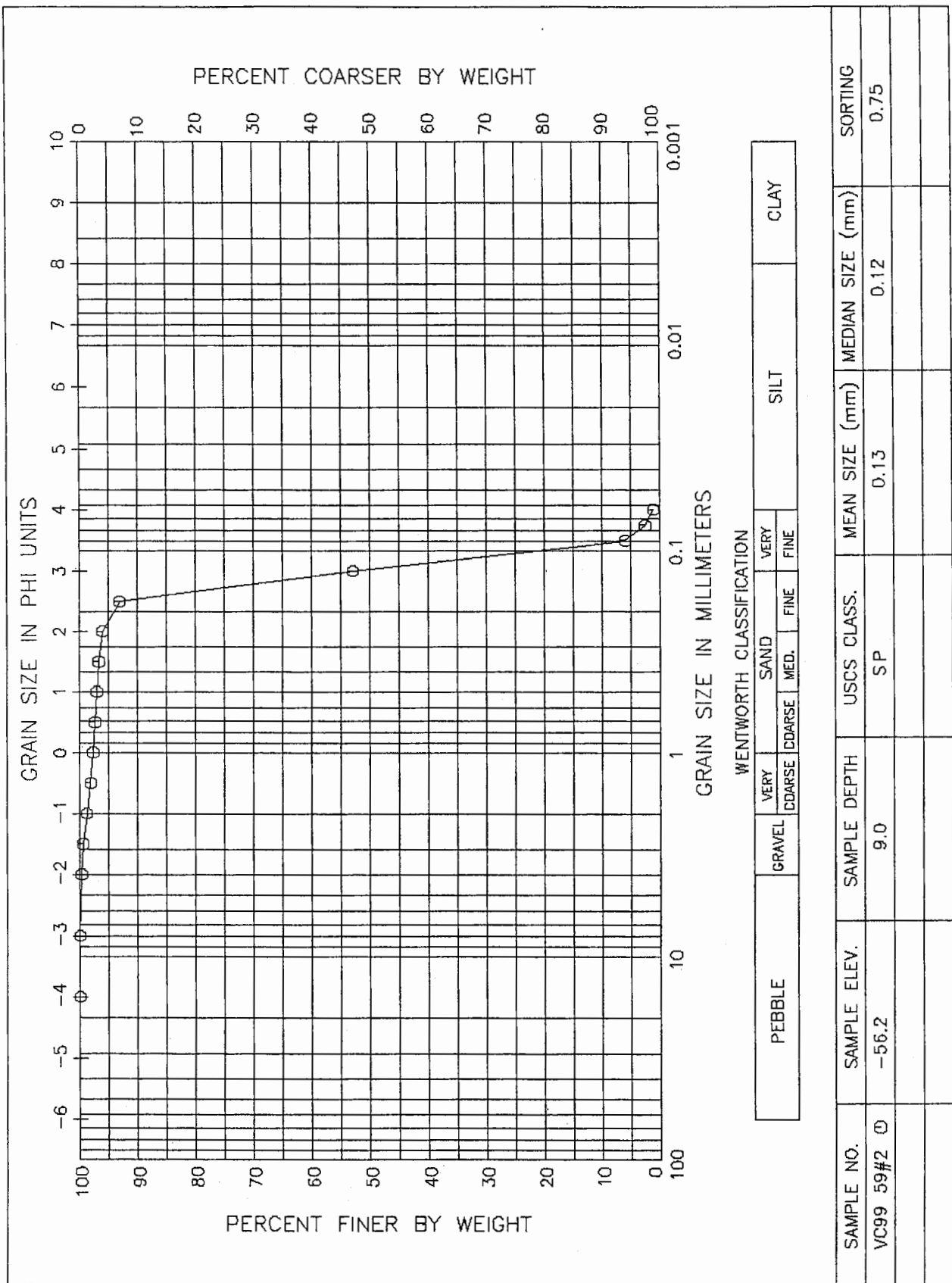
MEAN (PHI): 2.90

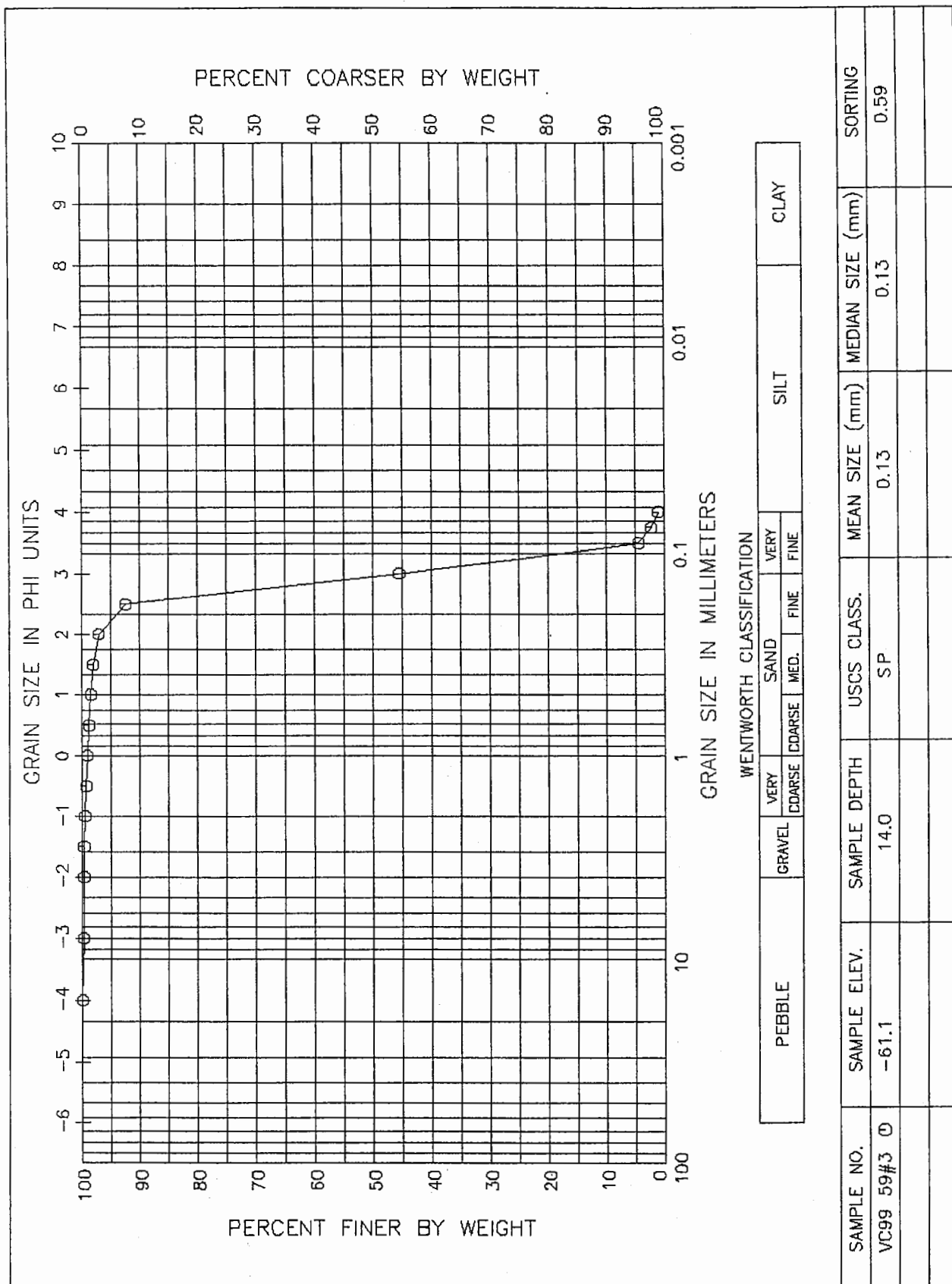
SORTING: 0.59

MEAN (mm): 0.13

DATA FILE NAME: VC99-59#3.TAB







GRAIN SIZE DISTRIBUTION CURVE
TOWN OF PALM BEACH