

GRADATION ANALYSIS REPORT

TOWN OF PALM BEACH

TESTED BY: RW

ON: 5/11/99

SAMPLE NO.: VC99 12#1

SAMPLE ELEV. (FT. NGVD): -31.6

SAMPLE DEPTH (FT.): 1.2

SAMPLE TYPE: CORE SAMPLE

USCS DESCRIPTION: SP

DRY SAMPLE WEIGHT (GRAMS): 100.54

SAMPLE WEIGHT AFTER WASH (GRAMS): 99.24

SIEVE SIZE	PHI SIZE	MESH SIZE (mm)	RETAINED (GRAMS)	RETAINED (%)	PASSED (%)
5/8	-4.00	16.000	0.00	0.00	100.00
5/16	-3.00	8.000	0.00	0.00	100.00
5	-2.00	4.000	0.00	0.00	100.00
7	-1.50	2.800	0.00	0.00	100.00
10	-1.00	2.000	0.03	0.03	99.97
14	-0.50	1.400	0.24	0.24	99.76
18	0.00	1.000	0.73	0.73	99.27
25	0.50	0.710	1.54	1.53	98.47
35	1.00	0.500	3.68	3.66	96.34
45	1.50	0.355	7.21	7.17	92.83
60	2.00	0.250	15.72	15.64	84.36
80	2.50	0.180	27.67	27.52	72.48
120	3.00	0.125	60.95	60.62	39.38
170	3.50	0.090	98.18	97.65	2.35
200	3.75	0.075	99.08	98.55	1.45
230	4.00	0.063	99.83	99.29	0.71
PAN			100.51	99.97	0.03

PHI (5): 1.19

PHI (16): 2.02

PHI (25): 2.39

PHI (50): 2.84

PHI (75): 3.19

PHI (84): 3.32

PHI (95): 3.46

SIEVE LOSS (g): 0.03

SILT/CLAY: 1.45%

SKEWNESS: -0.788

KURTOSIS: 1.164

GRAPHIC METHOD

MEAN (PHI): 2.57

SORTING: 0.65

MEAN (mm): 0.17

MEDIAN (mm): 0.14

NOTE: MEAN WAS CALCULATED USING 5 POINT METHOD

MOMENT METHOD

MEAN (PHI): 2.67

SORTING: 0.71

MEAN (mm): 0.16

DATA FILE NAME: VC99-12#1.TAB

GRADATION ANALYSIS REPORT

TOWN OF PALM BEACH

TESTED BY: ID ON: 10/99

SAMPLE NO.: VC-99#12-2

SAMPLE ELEV. (FT. NGVD): 0.0

SAMPLE DEPTH (FT.): 1.7

SAMPLE TYPE: CORE SAMPLE

USCS DESCRIPTION: SP

DRY SAMPLE WEIGHT (GRAMS): 97.87

SAMPLE WEIGHT AFTER WASH (GRAMS): 96.38

SIEVE SIZE	PHI SIZE	MESH SIZE (mm)	RETAINED (GRAMS)	RETAINED (%)	PASSED (%)
5/8	-4.00	16.000	0.00	0.00	100.00
5/16	-3.00	8.000	0.00	0.00	100.00
5	-2.00	4.000	0.73	0.75	99.25
7	-1.50	2.800	1.56	1.59	98.41
10	-1.00	2.000	2.82	2.88	97.12
14	-0.50	1.400	4.66	4.76	95.24
18	0.00	1.000	6.97	7.12	92.88
25	0.50	0.710	11.16	11.40	88.60
35	1.00	0.500	19.00	19.41	80.59
45	1.50	0.355	30.15	30.81	69.19
60	2.00	0.250	43.89	44.85	55.15
80	2.50	0.180	52.87	54.02	45.98
120	3.00	0.125	63.96	65.35	34.65
170	3.50	0.090	95.89	97.98	2.02
200	3.75	0.075	96.33	98.43	1.57
230	4.00	0.063	97.11	99.22	0.78
PAN			97.86	99.99	0.01

PHI (5): -0.45

PHI (16): 0.79

PHI (25): 1.25

PHI (50): 2.28

PHI (75): 3.15

PHI (84): 3.29

PHI (95): 3.45

SIEVE LOSS(g): 0.01

SILT/CLAY: 1.57%

SKEWNESS: -0.623

KURTOSIS: 0.841

GRAPHIC METHOD

MEAN (PHI): 1.87

SORTING: 1.25

MEAN (mm): 0.27

MEDIAN (mm): 0.21

NOTE: MEAN WAS CALCULATED USING 5 POINT METHOD

MOMENT METHOD

MEAN (PHI): 2.03

SORTING: 1.28

MEAN (mm): 0.24

DATA FILE NAME: VC-99#12-2.TAB

GRADATION ANALYSIS REPORT

TOWN OF PALM BEACH

TESTED BY: RW ON: 5/11/99

SAMPLE NO.: VC99 12#3

SAMPLE ELEV. (FT. NGVD): -38.2

SAMPLE DEPTH (FT.): 7.8

SAMPLE TYPE: CORE SAMPLE

USCS DESCRIPTION: SP

DRY SAMPLE WEIGHT (GRAMS): 80.02

SAMPLE WEIGHT AFTER WASH (GRAMS): 78.12

SIEVE SIZE	PHI SIZE	MESH SIZE (mm)	RETAINED (GRAMS)	RETAINED (%)	PASSED (%)
5/8	-4.00	16.000	0.00	0.00	100.00
5/16	-3.00	8.000	0.00	0.00	100.00
5	-2.00	4.000	0.10	0.12	99.88
7	-1.50	2.800	0.13	0.16	99.84
10	-1.00	2.000	0.20	0.25	99.75
14	-0.50	1.400	0.39	0.49	99.51
18	0.00	1.000	0.67	0.84	99.16
25	0.50	0.710	1.29	1.61	98.39
35	1.00	0.500	3.03	3.79	96.21
45	1.50	0.355	6.62	8.27	91.73
60	2.00	0.250	13.05	16.31	83.69
80	2.50	0.180	24.72	30.89	69.11
120	3.00	0.125	56.71	70.87	29.13
170	3.50	0.090	76.73	95.89	4.11
200	3.75	0.075	77.88	97.33	2.67
230	4.00	0.063	78.86	98.55	1.45
PAN			79.99	99.96	0.04

PHI(5): 1.14

PHI(16): 1.98

PHI(25): 2.30

PHI(50): 2.74

PHI(75): 3.08

PHI(84): 3.26

PHI(95): 3.48

SIEVE LOSS(g): 0.03

SILT/CLAY: 2.67%

SKEWNESS: -0.671

KURTOSIS: 1.226

GRAPHIC METHOD

MEAN (PHI): 2.52

SORTING: 0.64

MEAN (mm): 0.17

MEDIAN (mm): 0.15

NOTE: MEAN WAS CALCULATED USING 5 POINT METHOD

MOMENT METHOD

MEAN (PHI): 2.59

SORTING: 0.73

MEAN (mm): 0.17

DATA FILE NAME: VC99-12#3.TAB

GRADATION ANALYSIS REPORT
TOWN OF PALM BEACH
TESTED BY: ID ON: 10/99

SAMPLE NO.: VC-99#12-4
SAMPLE ELEV. (FT. NGVD): 0.0
SAMPLE DEPTH (FT.): 9.1
SAMPLE TYPE: CORE SAMPLE

USCS DESCRIPTION: SP

DRY SAMPLE WEIGHT (GRAMS): 103.83
SAMPLE WEIGHT AFTER WASH (GRAMS): 101.09

SIEVE SIZE	PHI SIZE	MESH SIZE (mm)	RETAINED (GRAMS)	RETAINED (%)	PASSED (%)
5/8	-4.00	16.000	0.00	0.00	100.00
5/16	-3.00	8.000	0.00	0.00	100.00
5	-2.00	4.000	0.43	0.41	99.59
7	-1.50	2.800	1.57	1.51	98.49
10	-1.00	2.000	3.22	3.10	96.90
14	-0.50	1.400	6.62	6.38	93.62
18	0.00	1.000	11.89	11.45	88.55
25	0.50	0.710	20.09	19.35	80.65
35	1.00	0.500	33.55	32.31	67.69
45	1.50	0.355	43.51	41.91	58.09
60	2.00	0.250	53.88	51.89	48.11
80	2.50	0.180	62.61	60.30	39.70
120	3.00	0.125	81.11	78.12	21.88
170	3.50	0.090	100.44	96.74	3.26
200	3.75	0.075	100.93	97.21	2.79
230	4.00	0.063	102.45	98.67	1.33
PAN			103.83	100.00	0.00

PHI(5): -0.71 PHI(16): 0.29 PHI(25): 0.72
PHI(50): 1.91 PHI(75): 2.91 PHI(84): 3.16
PHI(95): 3.45

SIEVE LOSS(g): 0.00 SILT/CLAY: 2.79%
SKEWNESS: -0.372 KURTOSIS: 0.778

GRAPHIC METHOD

MEAN (PHI): 1.62 SORTING: 1.43
MEAN (mm): 0.33 MEDIAN (mm): 0.27

NOTE: MEAN WAS CALCULATED USING 5 POINT METHOD

MOMENT METHOD

MEAN (PHI): 1.71 SORTING: 1.35
MEAN (mm): 0.31

DATA FILE NAME: VC-99#12-4.TAB

GRADATION ANALYSIS REPORT
TOWN OF PALM BEACH
TESTED BY: RW ON: 5/11/99

SAMPLE NO.: VC99 12#5
SAMPLE ELEV. (FT. NGVD): -42.9
SAMPLE DEPTH (FT.): 12.5
SAMPLE TYPE: CORE SAMPLE

USCS DESCRIPTION: SP

DRY SAMPLE WEIGHT (GRAMS): 95.88
SAMPLE WEIGHT AFTER WASH (GRAMS): 94.74

SIEVE SIZE	PHI SIZE	MESH SIZE (mm)	RETAINED (GRAMS)	RETAINED (%)	PASSED (%)
5/8	-4.00	16.000	0.00	0.00	100.00
5/16	-3.00	8.000	0.00	0.00	100.00
5	-2.00	4.000	0.64	0.67	99.33
7	-1.50	2.800	0.74	0.77	99.23
10	-1.00	2.000	0.87	0.91	99.09
14	-0.50	1.400	1.57	1.64	98.36
18	0.00	1.000	3.28	3.42	96.58
25	0.50	0.710	8.40	8.76	91.24
35	1.00	0.500	25.56	26.66	73.34
45	1.50	0.355	49.77	51.91	48.09
60	2.00	0.250	80.18	83.63	16.37
80	2.50	0.180	89.53	93.38	6.62
120	3.00	0.125	92.77	96.76	3.24
170	3.50	0.090	94.58	98.64	1.36
200	3.75	0.075	94.66	98.73	1.27
230	4.00	0.063	95.27	99.36	0.64
PAN			95.84	99.96	0.04

PHI(5): 0.15 PHI(16): 0.70 PHI(25): 0.95
PHI(50): 1.46 PHI(75): 1.86 PHI(84): 2.02
PHI(95): 2.74

SIEVE LOSS(g): 0.04 SILT/CLAY: 1.27%
SKEWNESS: -0.028 KURTOSIS: 1.167

GRAPHIC METHOD

MEAN (PHI): 1.41 SORTING: 0.66
MEAN (mm): 0.38 MEDIAN (mm): 0.36
NOTE: MEAN WAS CALCULATED USING 5 POINT METHOD

MOMENT METHOD

MEAN (PHI): 1.40 SORTING: 0.80
MEAN (mm): 0.38

DATA FILE NAME: VC99-12#5.TAB

GRADATION ANALYSIS REPORT

TOWN OF PALM BEACH

TESTED BY: RW ON: 5/11/99

SAMPLE NO.: VC99 12#6

SAMPLE ELEV. (FT. NGVD): -47.6

SAMPLE DEPTH (FT.): 17.2

SAMPLE TYPE: CORE SAMPLE

USCS DESCRIPTION: SP

DRY SAMPLE WEIGHT (GRAMS): 74.72

SAMPLE WEIGHT AFTER WASH (GRAMS): 73.67

SIEVE SIZE	PHI SIZE	MESH SIZE (mm)	RETAINED (GRAMS)	RETAINED (%)	PASSED (%)
5/8	-4.00	16.000	0.00	0.00	100.00
5/16	-3.00	8.000	0.00	0.00	100.00
5	-2.00	4.000	0.00	0.00	100.00
7	-1.50	2.800	1.45	1.94	98.06
10	-1.00	2.000	3.93	5.26	94.74
14	-0.50	1.400	9.39	12.57	87.43
18	0.00	1.000	13.88	18.58	81.42
25	0.50	0.710	17.02	22.78	77.22
35	1.00	0.500	26.32	35.22	64.78
45	1.50	0.355	43.31	57.96	42.04
60	2.00	0.250	58.69	78.55	21.45
80	2.50	0.180	68.07	91.10	8.90
120	3.00	0.125	71.34	95.48	4.52
170	3.50	0.090	72.79	97.42	2.58
200	3.75	0.075	73.58	98.47	1.53
230	4.00	0.063	74.17	99.26	0.74
PAN			74.72	100.00	0.00

PHI(5): -1.04

PHI(16): -0.21

PHI(25): 0.59

PHI(50): 1.32

PHI(75): 1.91

PHI(84): 2.22

PHI(95): 2.95

SIEVE LOSS(g): 0.00

SILT/CLAY: 1.53%

SKEWNESS: -0.306

KURTOSIS: 1.233

GRAPHIC METHOD

MEAN (PHI): 1.05

SORTING: 1.22

MEAN (mm): 0.48

MEDIAN (mm): 0.40

NOTE: MEAN WAS CALCULATED USING 5 POINT METHOD

MOMENT METHOD

MEAN (PHI): 1.15

SORTING: 1.16

MEAN (mm): 0.45

DATA FILE NAME: VC99-12#6.TAB

GRADATION ANALYSIS REPORT
TOWN OF PALM BEACH
TESTED BY: ID ON: 10/99

SAMPLE NO.: VC-99#12-7
SAMPLE ELEV. (FT. NGVD): 0.0
SAMPLE DEPTH (FT.): 3.2
SAMPLE TYPE: CORE SAMPLE

USCS DESCRIPTION: SP

DRY SAMPLE WEIGHT (GRAMS): 101.57
SAMPLE WEIGHT AFTER WASH (GRAMS): 100.51

SIEVE SIZE	PHI SIZE	MESH SIZE (mm)	RETAINED (GRAMS)	RETAINED (%)	PASSED (%)
5/8	-4.00	16.000	0.00	0.00	100.00
5/16	-3.00	8.000	0.00	0.00	100.00
5	-2.00	4.000	0.02	0.02	99.98
7	-1.50	2.800	0.30	0.30	99.70
10	-1.00	2.000	0.94	0.93	99.07
14	-0.50	1.400	2.04	2.01	97.99
18	0.00	1.000	3.27	3.22	96.78
25	0.50	0.710	5.65	5.56	94.44
35	1.00	0.500	10.22	10.06	89.94
45	1.50	0.355	17.89	17.61	82.39
60	2.00	0.250	32.08	31.58	68.42
80	2.50	0.180	46.27	45.55	54.45
120	3.00	0.125	61.41	60.46	39.54
170	3.50	0.090	99.67	98.13	1.87
200	3.75	0.075	100.39	98.84	1.16
230	4.00	0.063	101.02	99.46	0.54
PAN			101.56	99.99	0.01

PHI(5): 0.38 PHI(16): 1.39 PHI(25): 1.76
PHI(50): 2.65 PHI(75): 3.19 PHI(84): 3.31
PHI(95): 3.46

SIEVE LOSS(g): 0.01 SILT/CLAY: 1.16%
SKEWNESS: -0.761 KURTOSIS: 0.883

GRAPHIC METHOD

MEAN (PHI): 2.24 SORTING: 0.96
MEAN (mm): 0.21 MEDIAN (mm): 0.16
NOTE: MEAN WAS CALCULATED USING 5 POINT METHOD

MOMENT METHOD

MEAN (PHI): 2.37 SORTING: 1.02
MEAN (mm): 0.19

DATA FILE NAME: VC-99#12-7.TAB

GRADATION ANALYSIS REPORT
TOWN OF PALM BEACH
TESTED BY: ID ON: 10/99

SAMPLE NO.: VC-99#12-8
SAMPLE ELEV. (FT. NGVD): 0.0
SAMPLE DEPTH (FT.): 3.9
SAMPLE TYPE: CORE SAMPLE

USCS DESCRIPTION: SP

DRY SAMPLE WEIGHT (GRAMS): 102.04
SAMPLE WEIGHT AFTER WASH (GRAMS): 100.93

SIEVE SIZE	PHI SIZE	MESH SIZE (mm)	RETAINED (GRAMS)	RETAINED (%)	PASSED (%)
5/8	-4.00	16.000	0.00	0.00	100.00
5/16	-3.00	8.000	0.00	0.00	100.00
5	-2.00	4.000	1.85	1.81	98.19
7	-1.50	2.800	3.55	3.48	96.52
10	-1.00	2.000	5.82	5.70	94.30
14	-0.50	1.400	9.61	9.42	90.58
18	0.00	1.000	14.85	14.55	85.45
25	0.50	0.710	21.25	20.83	79.17
35	1.00	0.500	31.76	31.13	68.87
45	1.50	0.355	40.87	40.05	59.95
60	2.00	0.250	50.24	49.24	50.76
80	2.50	0.180	60.45	59.24	40.76
120	3.00	0.125	80.70	79.09	20.91
170	3.50	0.090	100.31	98.30	1.70
200	3.75	0.075	100.84	98.82	1.18
230	4.00	0.063	101.47	99.44	0.56
PAN			102.03	99.99	0.01

PHI(5): -1.16 PHI(16): 0.12 PHI(25): 0.70
PHI(50): 2.04 PHI(75): 2.90 PHI(84): 3.13
PHI(95): 3.41

SIEVE LOSS(g): 0.01 SILT/CLAY: 1.18%
SKEWNESS: -0.604 KURTOSIS: 0.854

GRAPHIC METHOD

MEAN (PHI): 1.51 SORTING: 1.51
MEAN (mm): 0.35 MEDIAN (mm): 0.24
NOTE: MEAN WAS CALCULATED USING 5 POINT METHOD

MOMENT METHOD

MEAN (PHI): 1.67 SORTING: 1.46
MEAN (mm): 0.31

DATA FILE NAME: VC-99#12-8.TAB

GRADATION ANALYSIS REPORT

TOWN OF PALM BEACH

TESTED BY: ID ON: 10/99

SAMPLE NO.: VC-99#12-9

SAMPLE ELEV. (FT. NGVD): 0.0

SAMPLE DEPTH (FT.): 5.9

SAMPLE TYPE: CORE SAMPLE

USCS DESCRIPTION: SP

DRY SAMPLE WEIGHT (GRAMS): 101.68

SAMPLE WEIGHT AFTER WASH (GRAMS): 97.53

SIEVE SIZE	PHI SIZE	MESH SIZE (mm)	RETAINED (GRAMS)	RETAINED (%)	PASSED (%)
5/8	-4.00	16.000	0.00	0.00	100.00
5/16	-3.00	8.000	0.00	0.00	100.00
5	-2.00	4.000	0.00	0.00	100.00
7	-1.50	2.800	0.08	0.08	99.92
10	-1.00	2.000	0.22	0.22	99.78
14	-0.50	1.400	0.52	0.51	99.49
18	0.00	1.000	1.12	1.10	98.90
25	0.50	0.710	2.55	2.51	97.49
35	1.00	0.500	5.57	5.48	94.52
45	1.50	0.355	9.54	9.38	90.62
60	2.00	0.250	16.10	15.83	84.17
80	2.50	0.180	25.00	24.59	75.41
120	3.00	0.125	42.58	41.88	58.12
170	3.50	0.090	95.91	94.33	5.67
200	3.75	0.075	97.31	95.70	4.30
230	4.00	0.063	99.57	97.92	2.08
PAN			101.66	99.98	0.02

PHI (5): 0.92

PHI (16): 2.01

PHI (25): 2.51

PHI (50): 3.08

PHI (75): 3.32

PHI (84): 3.40

PHI (95): 3.62

SIEVE LOSS (g): 0.02

SILT/CLAY: 4.30%

SKEWNESS: -1.159

KURTOSIS: 1.378

GRAPHIC METHOD

MEAN (PHI): 2.61

SORTING: 0.70

MEAN (mm): 0.16

MEDIAN (mm): 0.12

NOTE: MEAN WAS CALCULATED USING 5 POINT METHOD

MOMENT METHOD

MEAN (PHI): 2.75

SORTING: 0.83

MEAN (mm): 0.15

DATA FILE NAME: VC-99#12-9.TAB

GRADATION ANALYSIS REPORT

TOWN OF PALM BEACH

TESTED BY: ID ON: 10/99

SAMPLE NO.: VC-99#12-10
SAMPLE ELEV. (FT. NGVD): 0.0
SAMPLE DEPTH (FT.): 6.9
SAMPLE TYPE: CORE SAMPLE

USCS DESCRIPTION: SP

DRY SAMPLE WEIGHT (GRAMS): 107.51
SAMPLE WEIGHT AFTER WASH (GRAMS): 106.24

SIEVE SIZE	PHI SIZE	MESH SIZE (mm)	RETAINED (GRAMS)	RETAINED (%)	PASSED (%)
5/8	-4.00	16.000	0.00	0.00	100.00
5/16	-3.00	8.000	1.79	1.66	98.34
5	-2.00	4.000	6.19	5.76	94.24
7	-1.50	2.800	9.76	9.08	90.92
10	-1.00	2.000	14.22	13.23	86.77
14	-0.50	1.400	22.04	20.50	79.50
18	0.00	1.000	33.75	31.39	68.61
25	0.50	0.710	48.84	45.43	54.57
35	1.00	0.500	66.99	62.31	37.69
45	1.50	0.355	69.53	64.67	35.33
60	2.00	0.250	83.80	77.95	22.05
80	2.50	0.180	90.23	83.93	16.07
120	3.00	0.125	100.55	93.53	6.47
170	3.50	0.090	105.98	98.58	1.42
200	3.75	0.075	106.20	98.78	1.22
230	4.00	0.063	106.86	99.39	0.61
PAN			107.50	99.99	0.01

PHI (5): -2.19 PHI (16): -0.81 PHI (25): -0.29
PHI (50): 0.64 PHI (75): 1.89 PHI (84): 2.50
PHI (95): 3.15

SIEVE LOSS (g): 0.01 SILT/CLAY: 1.22%
SKEWNESS: -0.094 KURTOSIS: 1.001

GRAPHIC METHOD

MEAN (PHI): 0.66 SORTING: 1.66
MEAN (mm): 0.63 MEDIAN (mm): 0.64

NOTE: MEAN WAS CALCULATED USING 5 POINT METHOD

MOMENT METHOD

MEAN (PHI): 0.67 SORTING: 1.57
MEAN (mm): 0.63

DATA FILE NAME: VC-99#12-10.TAB

GRADATION ANALYSIS REPORT
TOWN OF PALM BEACH
TESTED BY: ID ON: 10/99

SAMPLE NO.: VC-99#12-11
SAMPLE ELEV. (FT. NGVD): 0.0
SAMPLE DEPTH (FT.): 8.2
SAMPLE TYPE: CORE SAMPLE

USCS DESCRIPTION: SP

DRY SAMPLE WEIGHT (GRAMS): 102.59
SAMPLE WEIGHT AFTER WASH (GRAMS): 101.12

SIEVE SIZE	PHI SIZE	MESH SIZE (mm)	RETAINED (GRAMS)	RETAINED (%)	PASSED (%)
5/8	-4.00	16.000	0.00	0.00	100.00
5/16	-3.00	8.000	0.00	0.00	100.00
5	-2.00	4.000	0.20	0.19	99.81
7	-1.50	2.800	0.34	0.33	99.67
10	-1.00	2.000	1.02	0.99	99.01
14	-0.50	1.400	2.69	2.62	97.38
18	0.00	1.000	5.80	5.65	94.35
25	0.50	0.710	12.56	12.24	87.76
35	1.00	0.500	23.32	22.73	77.27
45	1.50	0.355	34.69	33.81	66.19
60	2.00	0.250	50.29	49.02	50.98
80	2.50	0.180	60.18	58.66	41.34
120	3.00	0.125	71.52	69.71	30.29
170	3.50	0.090	100.37	97.84	2.16
200	3.75	0.075	101.01	98.46	1.54
230	4.00	0.063	101.80	99.23	0.77
PAN			102.56	99.97	0.03

PHI (5): -0.11 PHI (16): 0.68 PHI (25): 1.10
PHI (50): 2.05 PHI (75): 3.09 PHI (84): 3.25
PHI (95): 3.45

SIEVE LOSS(g): 0.03 SILT/CLAY: 1.54%
SKEWNESS: -0.295 KURTOSIS: 0.732

GRAPHIC METHOD

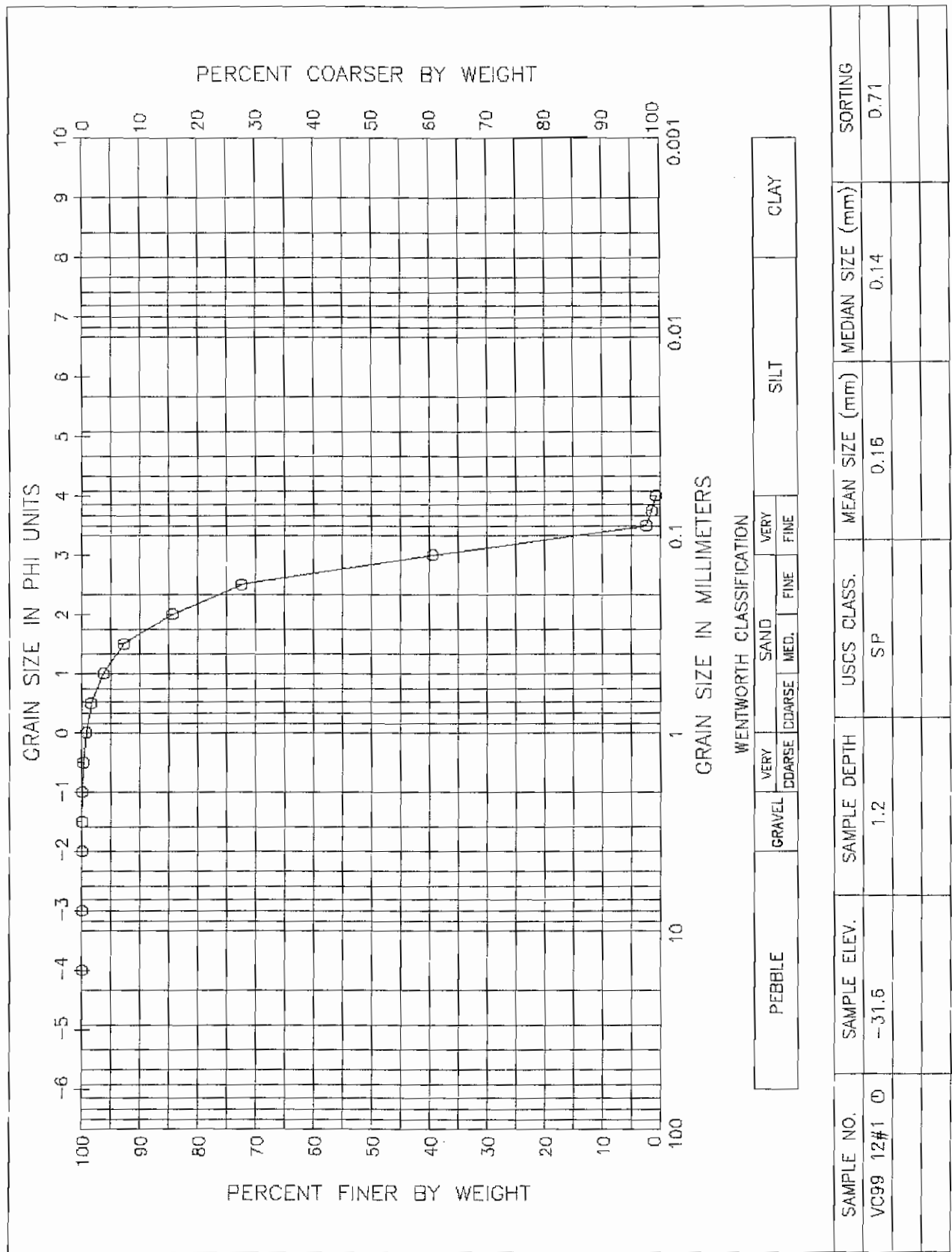
MEAN (PHI): 1.87 SORTING: 1.29
MEAN (mm): 0.27 MEDIAN (mm): 0.24

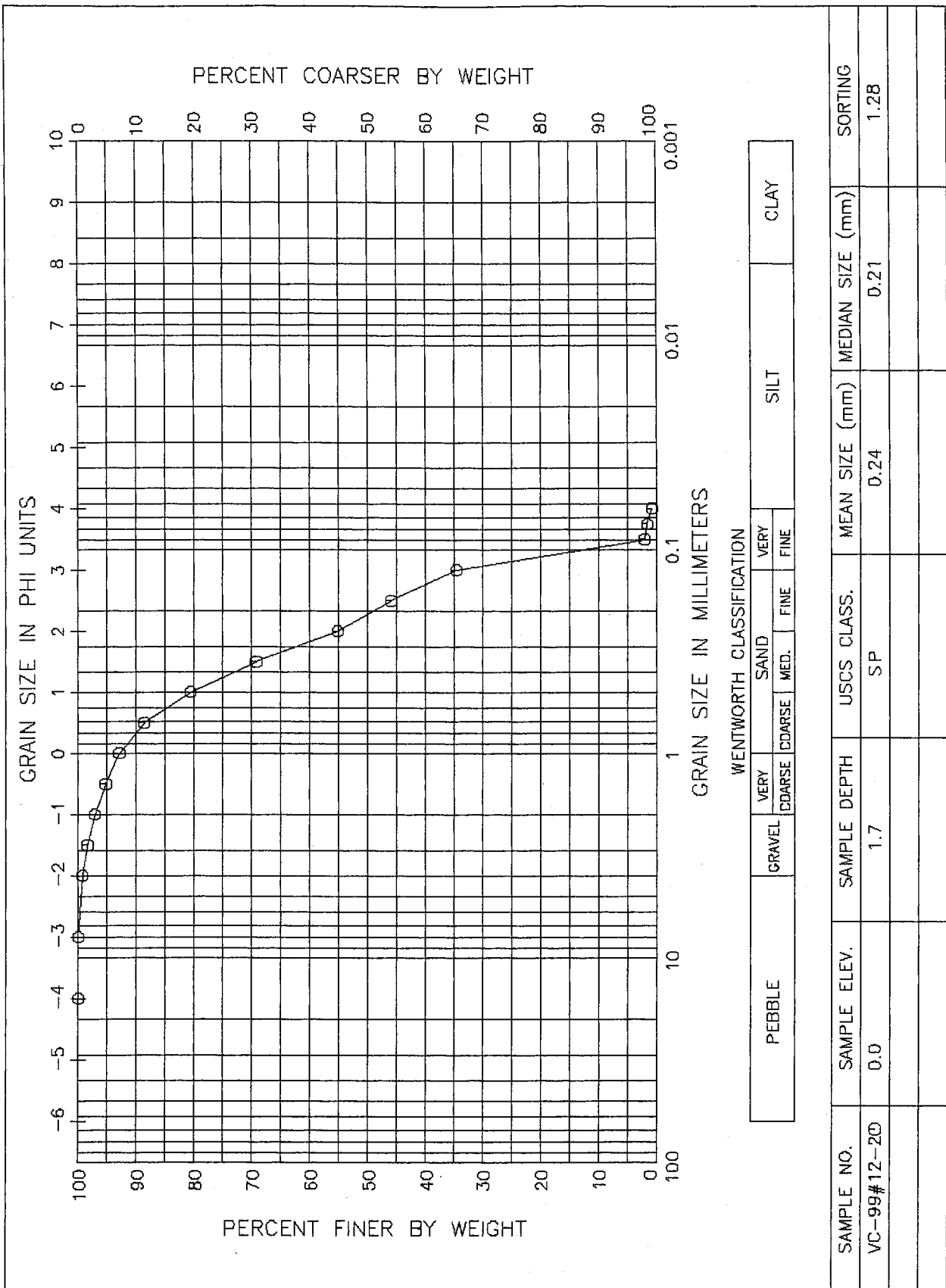
NOTE: MEAN WAS CALCULATED USING 5 POINT METHOD

MOMENT METHOD

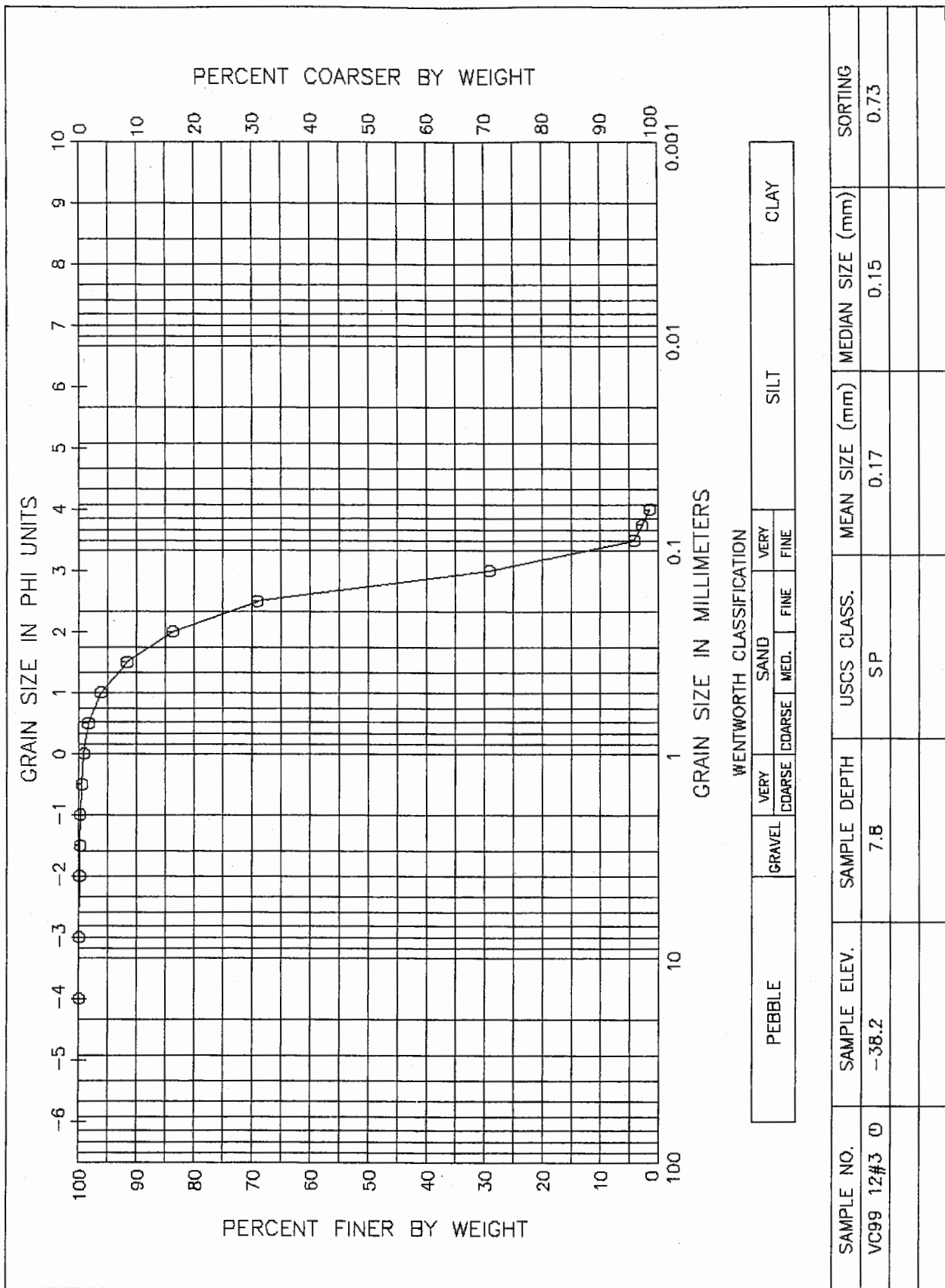
MEAN (PHI): 1.97 SORTING: 1.18
MEAN (mm): 0.26

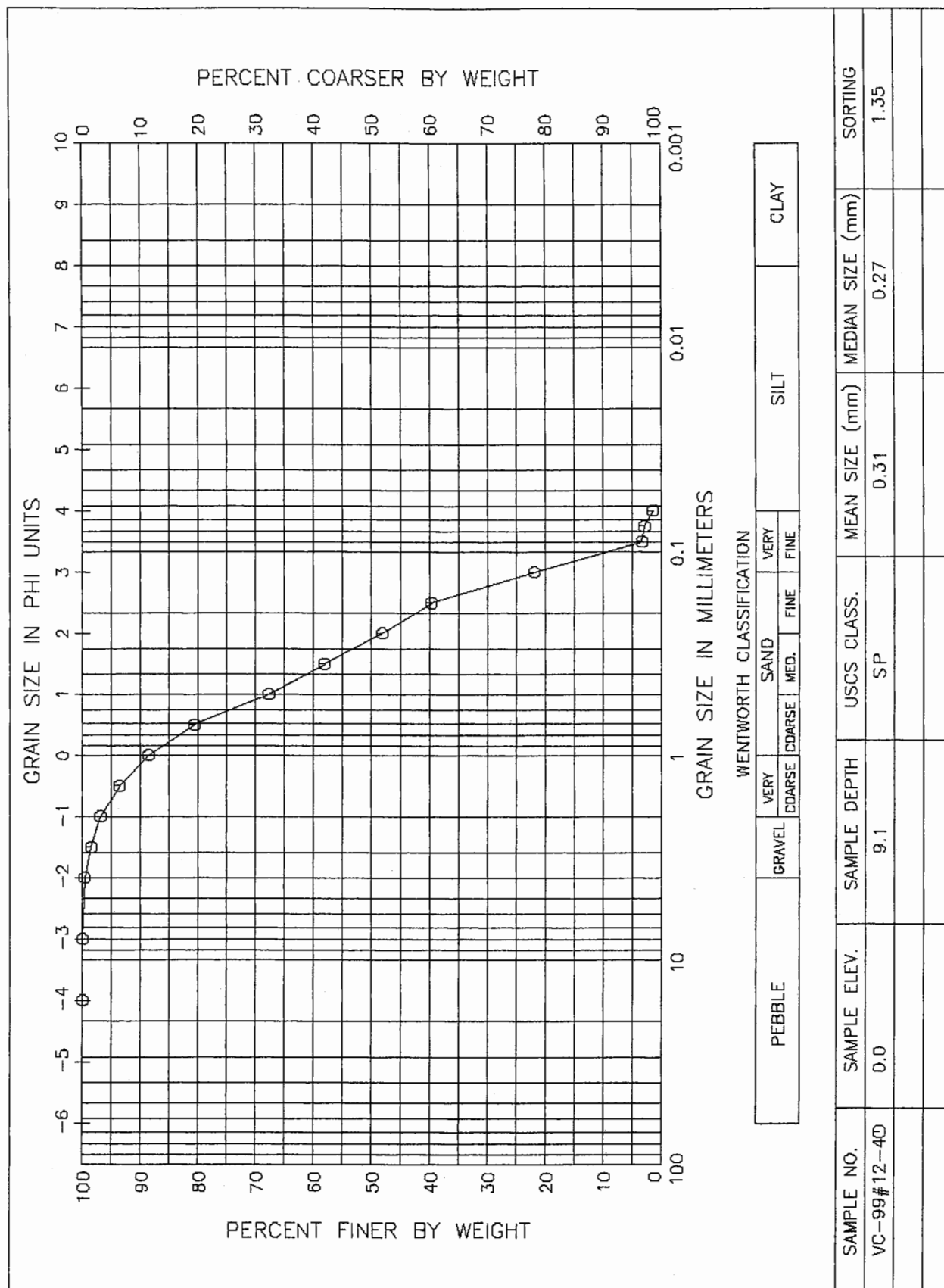
DATA FILE NAME: VC-99#12-11.TAB

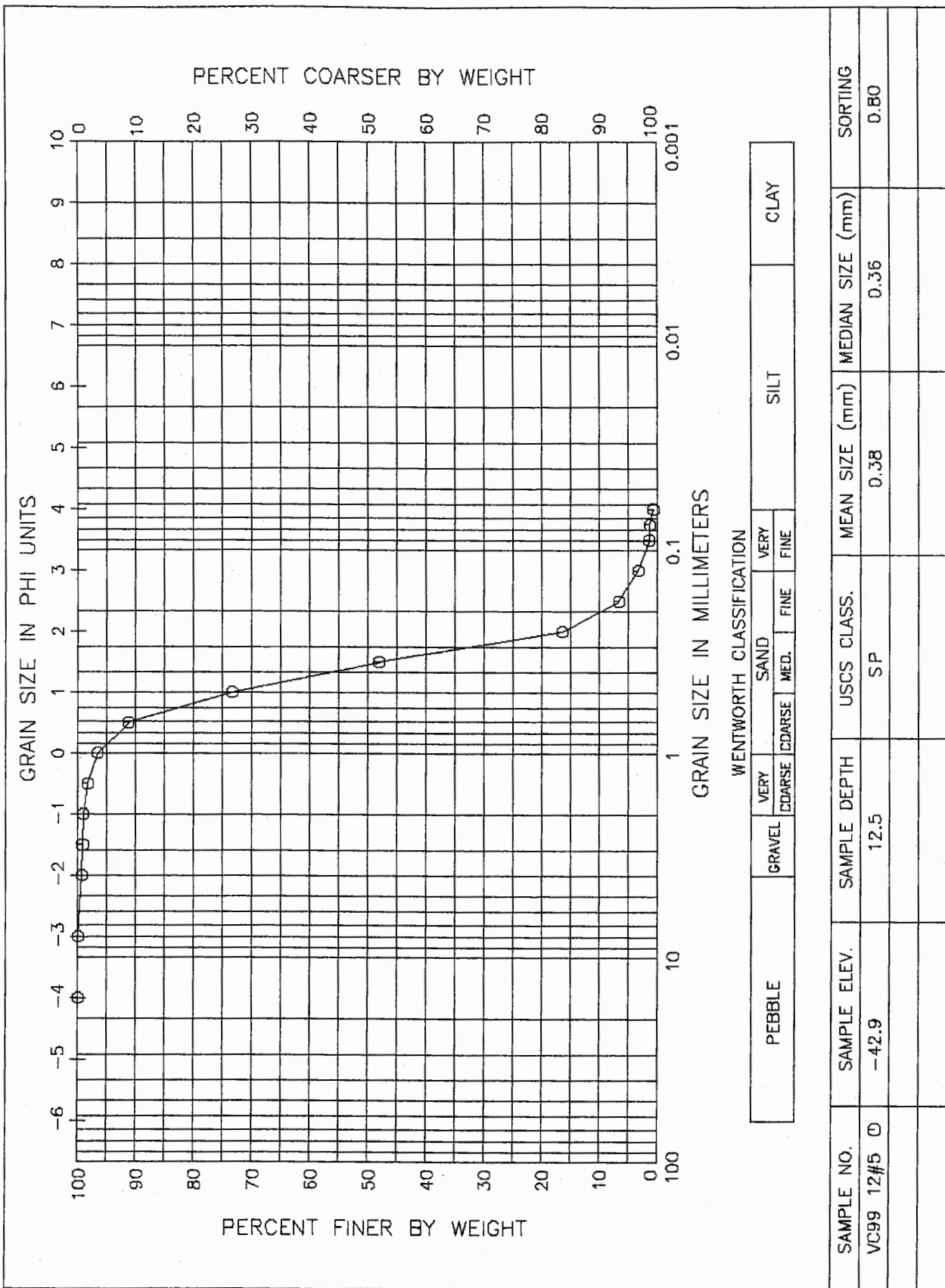


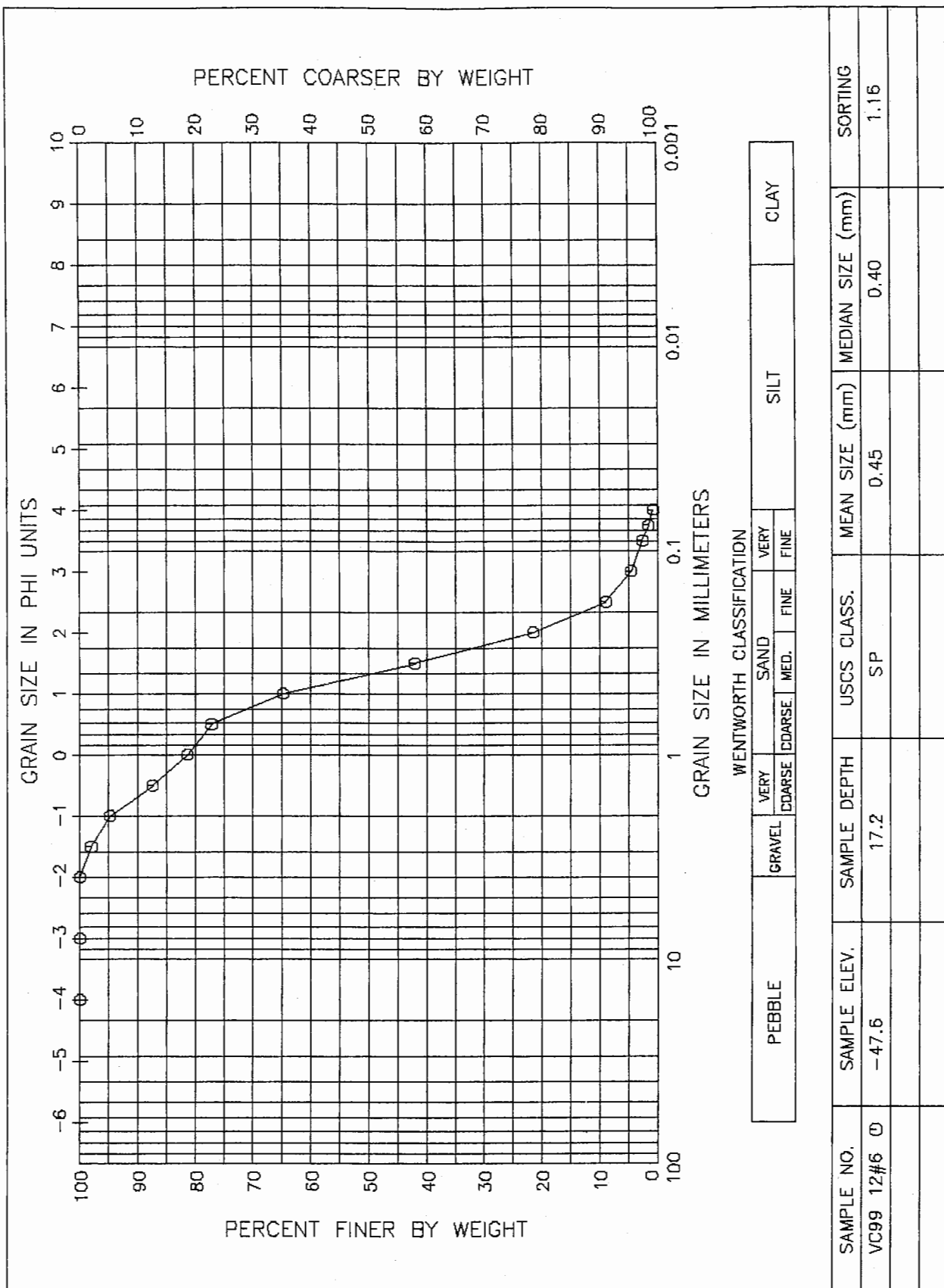


GRAIN SIZE DISTRIBUTION CURVE
TOWN OF PALM BEACH

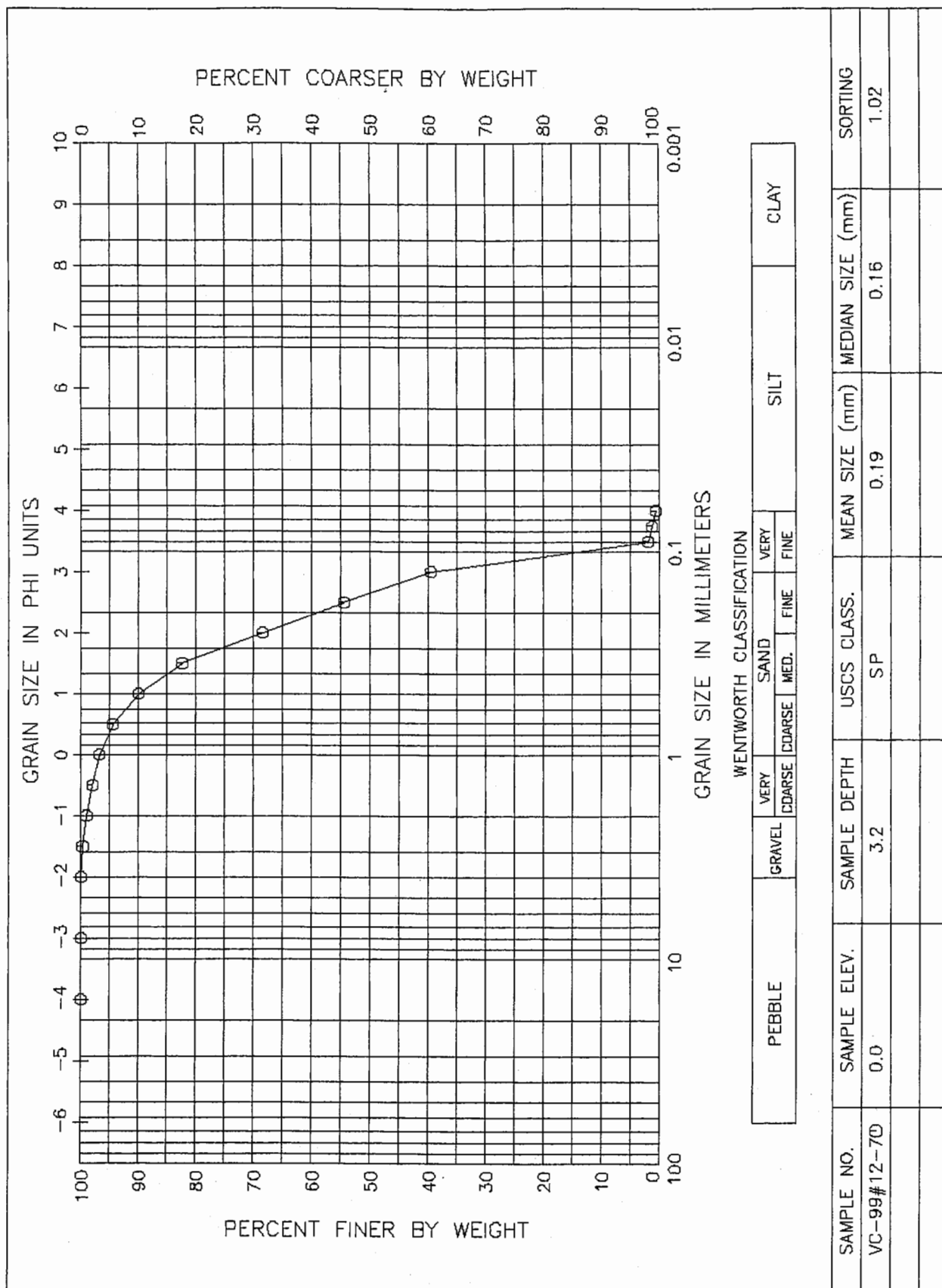


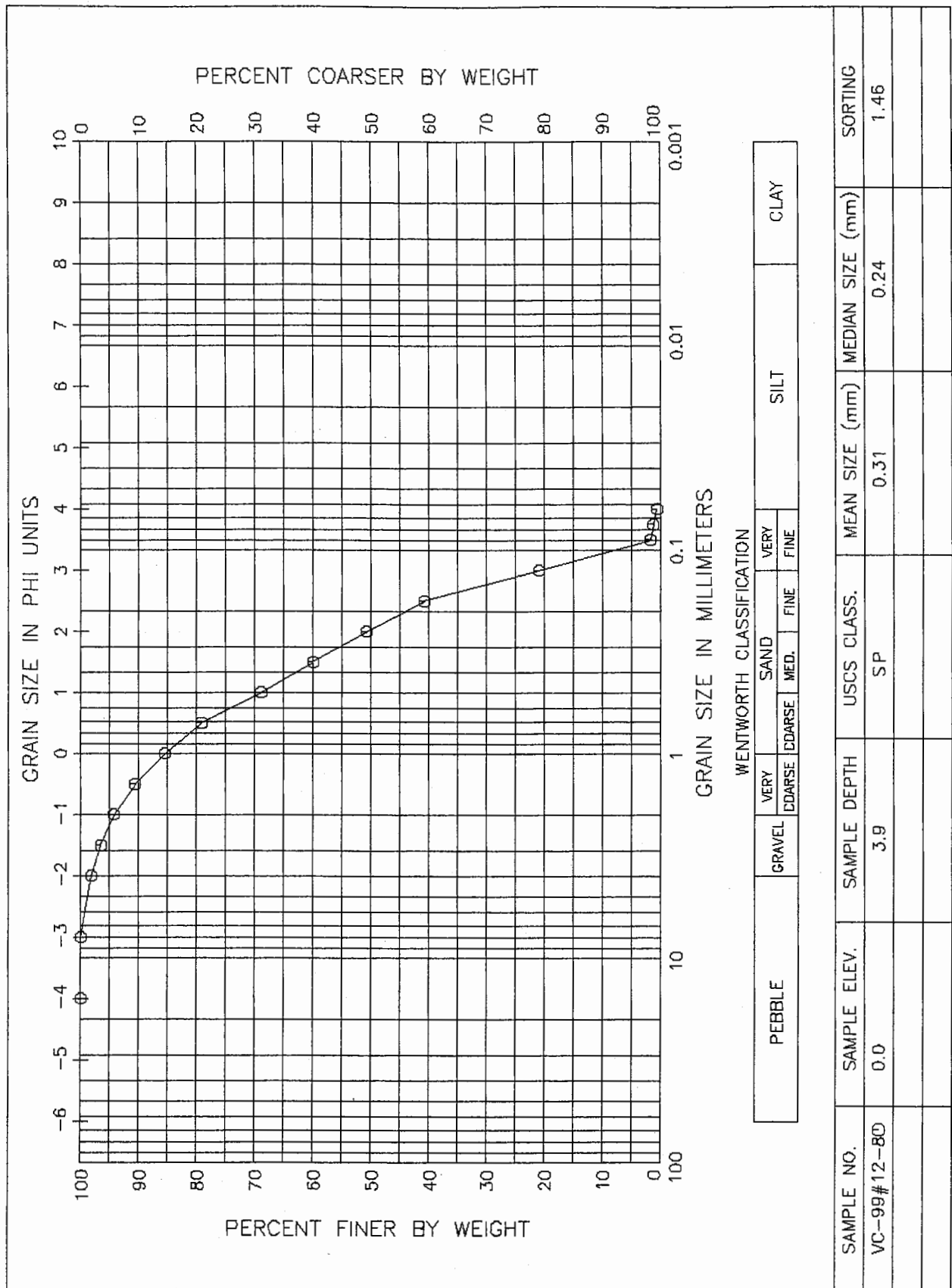




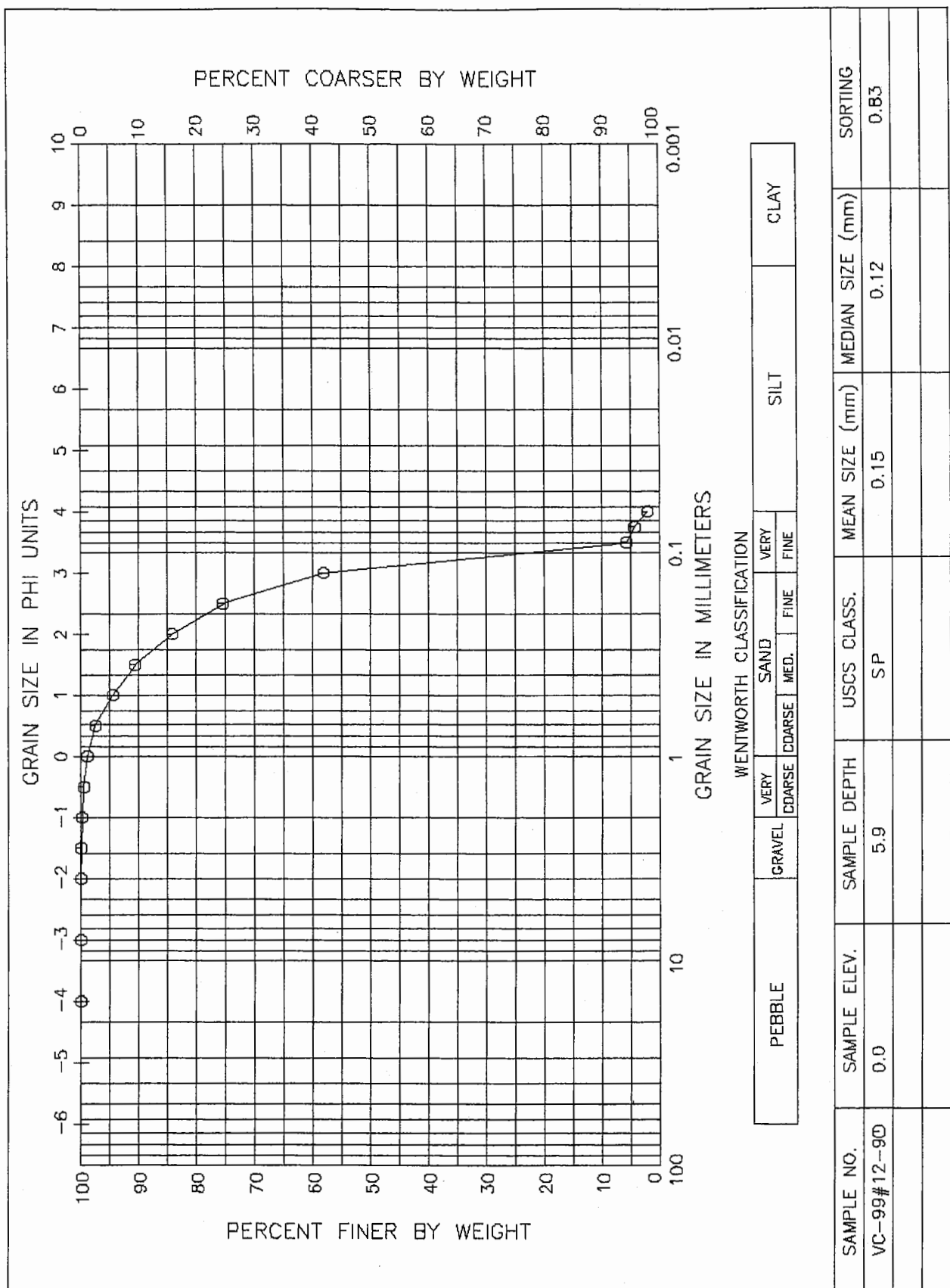


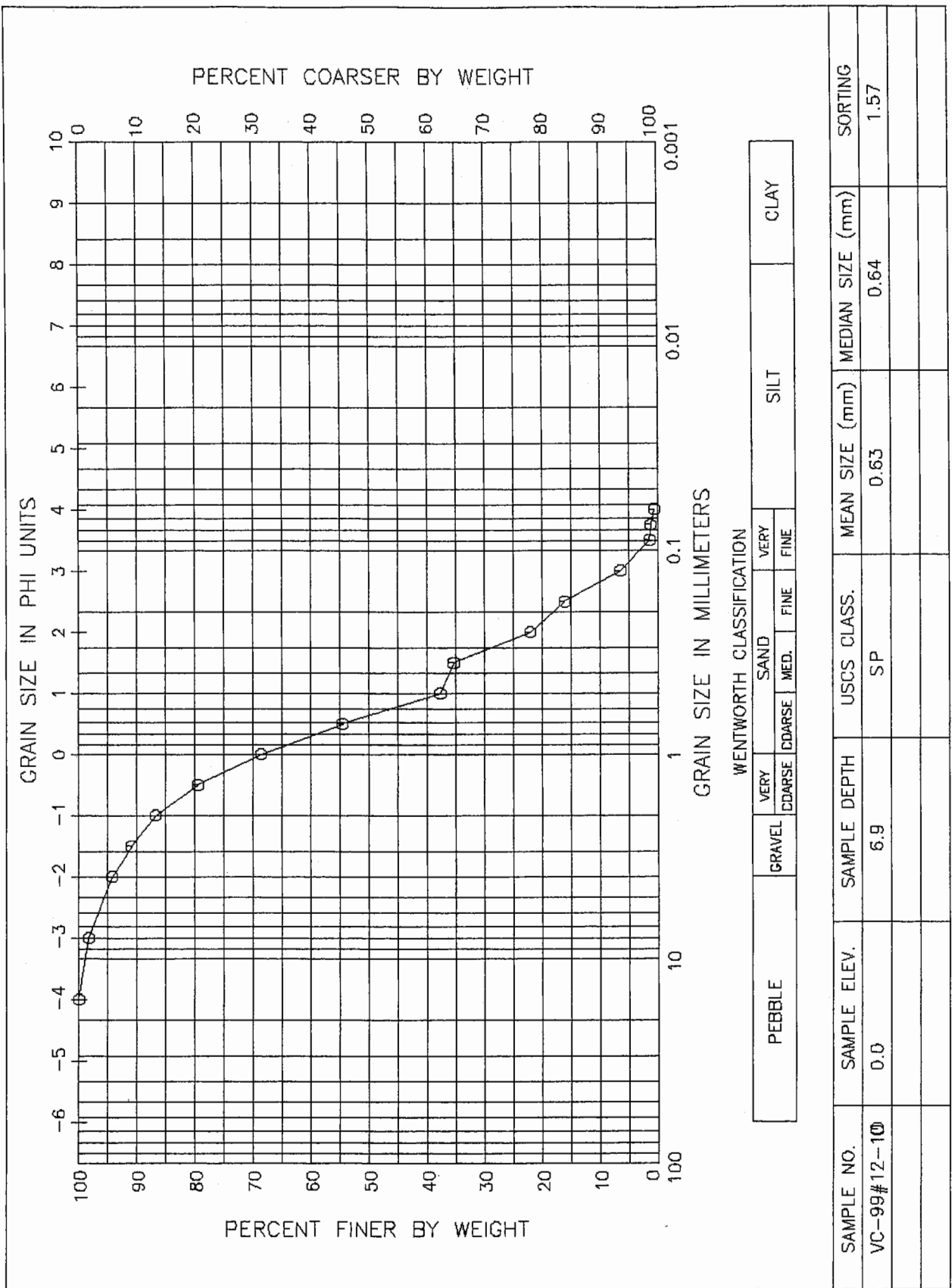
GRAIN SIZE DISTRIBUTION CURVE
TOWN OF PALM BEACH





GRAIN SIZE DISTRIBUTION CURVE
TOWN OF PALM BEACH





GRAIN SIZE DISTRIBUTION CURVE
TOWN OF PALM BEACH

